JUNG PUMPEN COMPLI

1 /2	1 /2	120/2		
300				
400	400			
/2	/2	20/2		
10/4	1 /4	2 /4	2 /2	3 /2
10 /2	10 /2	1020/2	1010/4	
1010/4	101 /4	102 /4	102 /2	103 /2
1210/4	121 /4	122 /4	122 /2	123 /2

DE O igi.a.-Be. ieb a.ei. .g

EN I. . c.i.. Ma. a.

FR I. . c.i.. de e.ice

IT I. . i..i.e . .

NL Geb ik ha.d.eidi.g

PL I. . kcja ek .a.acji

CZ N.d. . .

SK N.d. .a. e d k

HU . e.e. i. . .a.

RO Ma. a.de .i.i a e

ZH

EINSATZ

Die ecke fe ige F ka ie hebea age c i id LGA Ba a ge f d eig e ich Hebe Ab e a T i e - e - d U i a a age ie h i- ch Sch a e i de b iche Bei- e g ge .

Die Beh e i d be f ba i ei e a . H he 2 WS d ei e Da e ^ g - e 7 Tage .

Die S e e g i ich be f ba , abe i a e ge ch ach IP 44.

Bei ch if ige l a a i d be g g e Ei a e f die S e e g die Sch a f de ge de EMC-Rich i ie 2014/30/EU d i f de Ei a i h iche Be eich ffe i- che S e g g e geeig e . Bei A ch a ei l d ie e i e ha b ei e l d iebe iebe i ei e S e g g a eige H ch a g - a f a i .U. i eiche de S fe igkei ech e .

Bei Ei a de A age e die je ei- ige a i a e Ge e e, V ch if e ie die ^ iche Be g ge ei geha e e de , ie .B.

- Ab a e hebea age f die Geb de- d G d ck e ^ e g (.B. i E a EN 12050 d 12056)
- E ich e Niede a g a age (.B. i De ch a d VDE 0100)
- Siche hei d A bei i e (.B. i De ch a d Be SichV d BGR 500)
- Siche hei i ab a e ech i che A a- ge (.B. i De ch a d GUV-V C5, GUV-R 104, GUV-R 126)
- E ek i che A age d Be ieb (.B. i De ch a d GUV-V A3)
- E i ch EN 60079-0, EN 60079-1, EN 60079-14, EN 60079-17 d EN 1127-1

Lieferumfang

- Beh e i P e(i) d K - f a ch f de Z a f
- Red ie ck DN 150 / DN 100 f c i 500 d 1000
- be chieb ffe f die L f g (c i 1200 e a i che Ve bi d ge i Sche- e)
- A ch f a ch f die D ck ei g e a i che Ve bi d g i Sche- e f die D ck ei g
- S eckdich g (e) f die Ha d b a- i e e de ei e e Z a f DN 50
- Befe ig g a e ia f de Beh e R ck ch agk a e f die D ck ei g (c i 300, 500, 1000 d 1200)
- S e e g (ich c i 300)

Betriebsart: Aussetzbetrieb S3, siehe techn. Daten

EINBAU

Die Hebea age a f ieb iche d f ei e hehe d ei geba e de . Nebe d be a e bedie e de d a e de Tei e ei A bei a i de e 60 B ei e b . H he ha de ei .

L f g: Die L f g ei g be Dach gef h e de .

Z a f: Z a f d Beh e ei Sch a e chiebe a ge d e- de .

D ck ei g: Hi e de R ck ch agk a e i de D ck ei g ei e e Sch a e chiebe a ge d e- de . I die R ck ch agk a e ich Lie- fe fa g de A age e ha e hie ei EN-ge f e R ckf de hi de e ei- geba e de .

Die D ck ei g i ei e Sch eife be die ^ iche R ck a ebe e gef h e de .

F die E ^ e g de A f e g a - e i ei P e f eh e .

ACHTUNG! A e Sch a be , die Befe ig g Ei e ei e Beh e die e , d fe i ei 6 N a ge ge e de .

Montage Behälter

De Schiebe Z a f (Z beh) ch ie e , Wa e ei i ^ h e d de M age de hi de .

compli 300. De ge ch e Z a f DN 100, ei ich de be ei e L ch ^ - ge 102 de ei e S ich ^ ge a de Ma kie- g ff e d e g a e . De bei iege de K f a ch i de Sech ka ch a be Z a f cke befe ige .

Die Wi ke Ve a ke de A age a de Beh e ch a be d da die A age i d K f a ch bi A ch ag a f da Z a f h chiebe .

Da die Ma kie ge f die B de d be a eich e d b h e d de D be ei- e e .

Je ka de K f a ch fe ge ge e de d die A age i de H ch a- be d Scheibe B de de a ke e- de .

Alle anderen compli. Hebea age i d K f a ch bi A ch ag a f da Z - a f h chiebe d a ich e .

S ei ei ei iche Z a f DN 150 ge e de , ei e e i ei e L ch- ^ ge 152 a de Ma kie g ge ff e d e g a e e de . De S a da d a f da i d Ve ch e (Z beh) de- ch e d da Ei cha ea e fe ge eg e de .

Hinweis. Bei de c i 500 d 1000 ka de Z a f DN 150 a f DN 100 de i ge e de , e da bei iege de Red ie ck e i de K f a ch ei ge e i d.

Die Sech ka ch a be de K f a- che fe a iehe .

L che f die B de befe ig g de Beh e a eich e d b h e .

H ch a be i Scheibe d D be - e d ch die Beh e b h g ecke d fe ch a be .

ACHTUNG! Die Sch a be fe ie- he , da ich de Beh e ich de f , be eh die Gefah ei e U dich igkei .

Bei de A age de Ba eihe c i 1200 i d de Beh e ich ch i ei ei iche Wi ke befe ig .

Montage Lüftung

Die L f g ei g i de be chieb f- fe DN 70 ech be Beh e a ch ie- e d Dach f h e .

Bei de c i 1200 de be ech e S e 78 a de Ma kie g ab- ch eide d e g a e . Je die L f g - ei g i de e a i che Ve bi d g DN 70 a ch ie e d be Dach f h e .

Montage Druckleitung

A f de Abga g f a ch ie e :

1. R ck ch agk a e (e ich Liefe - fa g)
2. Ab e chiebe (Z beh)
3. A ch f a ch d
4. i e a i che Ve bi d g die D ck ei- g a ch ie e d i ei e Sch eife be die ^ iche R ck a ebe e f h e .

Anschluss DN 50 vertikel zur Notentsorgung

Die e A ch i d A ch ei e Ha d b a e ge .

De S e a de Ma kie g i ei e L ch ^ ge ff e d e g a e .

Die S eckdich g 58/50 ei e e .

Z a f h i A e - 50 d ch die S eckdich g i de Beh e chiebe . De Ab a d Beh e b de e 50 be age .

Die Ha d b a e e g g ich a de Wa d befe ige i d ei ge ch be- e R h le bi de d da die D ck ei- g de Ha d b a e e a ch ie e . A ch hie die D ck ei g i ei e Sch eife be die ^ iche R ck a ebe e ge- f h e de .

Zusatzzulauf DN 50 horizontal

Die gefe ige N f de ^ iche Z a f i ei e L chk ei ^ ge ff e d die e g a e .

Die S eckdich g 58/50 ei e e .

Z a f h i A e - 50 d ch die S eckdich g i de Beh e chiebe .

ACHTUNG! Die A ch ei ge a de ied ige ei iche Z fe de c i

Externer Alarmsummer (Zubehör)

K.a ich..ί de S.e e .4g.; ff.4e4.

A.4 de.4 K.R.k e.4 "S+" .4d "S-" ka.44 ei.4 ..ί .iche., e.v.a a.e ak .i che 12 VDC-Sig.4a.gebe.k i. ei.4e S.4.a f.4ah.k e.□44.k a. 30.k A.a.ge ch.4 e.4 e de.4. De i.4.e .4e A.a.k .k e ka.44 ah. ei e ei.4-.4de a.ge cha.e.. ei.4.

Bei de c4.4 .i 300 ka.44 ei.4 .4e. .4abh.4ige A.a.k a. Z beh.k .4.ie. e de.4, ei.4 M44.age .4cke.i .R Beh.e .□4 ha.4de.4.

Bei Doppelanlagen: Externe Blitz- oder Warnleuchte (Zubehör)

230V Le ch.e□ a .1A) a.4 K.R.k e N .4d 41 a.4 ch.ie. e.4.

I .4.ie.e D ah.b.ί cke.□44 K.R.k e U .4ach 40 .ege.4. De S.4.k ei i.d ch F1 abge-iche..

Die S.eckb.ί cke "BRX2" ie f.4.g. ei.4.e..e.4: B.i..e ch.e: abge.4ge.4 (=) Wa.4.e ch.e: a.fge.eck. (_ _ _).

Handbetrieb

De.4 W.v cha.e i.4 die S.e..4g "Ha.4d" b.4ge.4. Die P.k .ve a bei.e.4 .4 .4abh.4-gig.□4 Ab a e .4.ea .k Da e be.ieb. Da Ab.k .ve.4 .4.e de ha.b.d ch die Rei-.4ig .4g.; ff.4 .4g be.4bach.e.4.

Stillsetzen

W.v cha.e i.4 die S.e..4g "0" b.4ge.4, die P.k .ve i.4 .4 .i.ge e.4. Die A.a.k a.4.age i.4 ei.e be.ieb be ei..

F.r Re.v.a.4 - .4d Wa.4g a-bei.e.4 a.4 S.e e .4g.4de P.k .ve .4ich. die S.e..4g "0" be.4 .e.4, .4.de .4.k .k e Ne.4 .ecke a de S.eck-d.4 e iehe.4.

Inspektion

Z E ha.4g.4g de Be.ieb iche hei.4 i.4 .k .4.a.ich ei.4e Sich.k.4.4 .4.e de A.4.age ei.4 ch.ie. ich de R.4h.□e bi.d .4ge.4.□4 -ehe.4.

Abge.4 .4e La f.4 de .k .4.e.4 cha fe Ka.4.e.4 habe.4.

5. .k.4.4 .4.e, e f.4 de .iche.4fa.. .4ach.ί -.e.4 .4de .4 ech e.(e.4.4 .k.R.k e.□4 -ha.4de.4).
6. I.4.e.4 ei.4ig .4g de Beh.e (bei Beda f b .4ach .ve ie..e.4 E f.4 de .4i e.4) .B. Fe.. e.4.fe .4e.4.
7. P.ί fe.4 de Z .a.4de de S.R.k e.beh.-.e .
8. A..e 2 Jah e D ch .v.ί e.4 de A.4.age.k .4 Wa e .
9. P.ί fe.4 de e.ek.4 i che.4 Tei. de A.4.age. Die S.e e .4g e.b.4 i.4 a.4 .4g f.ei, .4.e a..e di.4g ei.4 Akk ei.4geba.4 ei.4, .4 i.4 e ege.k .4 .ig a f F.4k.i.4.4 f.-higkei.4 k.4.4 .4.ie e.4. Da bei .va.4-.4 .4g .4 e A.4.age de.4 Sch .k.k e .k Beh.e a.4hebe.4, bi ei.4 H.4ch a e-a.a.k e.4.4. A .e d.R i.4 de Sch .k-.k e fa.. e f.4 de .ich ei.4ige.4.

Nach E.edig .4g de Wa.4g .4g a bei.e.4 i.4 die A.4.age .4ach D chf.h .4g ei.4e P.4be-

BETRIEB

Probelauf und Funktionsprüfung

1. Rei.4ig .4g decke. .R Beh.e.; ff.4e.4.
2. Schiebe i.4 Z .a f- .4d D ck.ei. .4g.; ff-.4e.4.
3. A.4.age a.4 S.v.a.4.4 .4g .ege.4, D ehfe.d ich-.4g a.4 eige beach.e.4.
4. Beh.e bi .k Ei.4 cha.4.4.ea f.e.4.
5. P.k .ve cha.e. je. ei.4 .4d e.4.ee. de.4 Beh.e. P.k .v.□4 ga.4g d ch die Rei.4i-g .4g.; ff.4 .4g be.4bach.e.4.
6. Sch .k.k e de N.4.ea -Scha. .4g .□44 Ha.4d a.4g .R .ί be de.4 Ei.4 cha.v .4k. hi.4a a.4hebe.4, bi die A.a.k a.4.age a .; .
7. Rei.4ig .4g.; ff.4 .4g iede.k .i Decke. .4d Dich. .4g.□e ch.ie.e.4.
8. A.4ha.4d.□4.k eh e e.4 Scha. .ve.ie.e.4 die Dich.igkei. de Beh.e , de A.k a. e.4 .4d de R.4h.ei. .4ge.4.v.ί fe.4.

Automatikbetrieb

De A.4.a.ikbe.ieb i. de .4.k a.e A.4.a-ge.4be.ieb. Hie .k de W.v cha.e i.4 die S.e..4g "A.4.a.ik" geb ach. e de.4. D ch die i.4.eg ie.e N.4.ea cha.4g i d die P.k .ve e.4. .v echa.4d d.R F.ί igkei. -.a.4d.4 Beh.e.e ei.4- .4d a ge cha.e.. De Be.ieb de P.k .ve (bei c4.4 .v.i 300 Be-. ieb be ei. chaf.) i d d ch ei.4e g.ί.4e Le ch.di4de a.4ge eig..

ACHTUNG! Bei a .4ah.k ei e g.4 e.4 Z-f. .k e.4ge.4 (.B. P.44.e.4. .e .4g) i. de Schiebe .4 Z .a f .4 ei. d .4 e.4, da die Hebea.4.age a ch ei.e hi.4.4.k a.e.4 Scha.be. ieb a bei.e. (kei.4 Da e .a f, .44. be.eh.ί be hi.4g gefah de P.k .ve.4-.k .4.4).

WARTUNG

Wi.R .vfeh.e.4 die Wa. .4g .4ach EN 12056-4 .□4 .4eh.k e.4.

.4 ei.4e da e haf.e Be.ieb iche hei. Ih e A.4.age ge.h .h .ei.e.4, .R .vfeh.e.4 i ei-.4e.4 Wa. .4g.□e. ag ab ch.ie.e.4.

Die Wa. .4g de F.ka.ie.4hebea.4-.age .4d Ma.4ah.k e.4 I.4.a.4d-ha. .4g i.4d.□44 Fachk .4dige.4 i.4 Ab.ί .4de.4.□44 3 M44a.e.4 i.4 Ge e bebe.ie-be.4, 6 M44a.e.4 i.4 Meh fa.i.ie.4h.e .4 .4de 12 M44a.e.4 i.4 Ei.4fa.i.ie.4h.e .4 d ch f.h e.4.

V.4 jede A bei.de.4 Ne. .ecke de A.4.age iehe.4 .4d iche .e.e.4, da die A.4.age.□44 a.4de e.4 Pe-.4e.4.4ich. iede .4.e S.v.a.4.4 .4g ge e. e-de.4 ka.44.

S.ecke .4d G.k i ch.a ch.ei-. .4g a f.echa.4i che .4d ch.R i-che Be ch.dig .4g .v.ί fe.4. Be-ch.dig.e.4de gek.4ick.e Lei.4ge.4.ί e.4 e e. e de.4.

Wi.R .vfeh.e.4 bei de Wa. .4g f.4.ge.4de A-bei.e.4.□4 .4eh.k e.4:

1. P.ί fe.4 de Ve bi.4d .4g .e..e.4 a f Dich-.igkei. d ch Ab che.4 de .4 fe.de .□44 A.4.age.4 .4d A.k a. e.4.
2. Be.ί.ige.4 de Schiebe ; P.ί fe.4 a f .eich-.e.4 Ga.4g, gegebe.4e.4fa.. .4ach .e..e.4 .4d ei.4fe.. e.4.
3. .ff.4e.4 .4d Rei.4ige.4 de R.ckf.□e-hi.4de e ; K.4.4 .4.e.□44 Si. .4d K ge. (K.a.v.e).
4. Rei.4ige.4 de P.k .ve .4d de .4 i.. e.ba a.4ge ch.4 e.4e.4 Lei. .4g be eich ; P.ί-fe.4 de La f ade .4d de Lage .4g.

k a e 22 bi 46 e e de , .B. N ESSO de DTE 22, DTE 24, DTE 25 M bi .

Die F e ge be g 380 bei de M - iC -P e UC 08/2 M d 25/2 M d 1000 bei de M iF ee-P e 25/2 BW d 35/2 BW.

Die ka e da f i de a gegebe- e e ge gef e de . Ei be f e h Ze g g de P e.

Kontrolle des Schneidspaltes

(Gi f Sch eid ad e). Die Geh - e ch a be de P e ie die Ve bi- d g - d Befe ig g ch a be de l - a a i d a f fe e Si k ie e d gegebe e fa ach iehe .



Qualification and training of personnel

SAFETY INSTRUCTIONS



ATTENTION!

AREAS OF APPLICATION

The ead ˌ4 c4444ecˌ cf ✔.i e age .if˙i4g ˌa˙i444 a e LGA ce˙ified a4d a e i˙ab.e f4 ˌhe di✔4 a. 4f a˙e a˙e f ˌ4i.e˙ a4d i4a. , a4d df e˙ic a˙e a˙e c44˙ai4i4g ˌhe a.i✔ ie .

The ˌa4k ca4 i˙h ˌa4d h e i444 ˌ4 a de✔˙h 4f 44˙ 4 e ˌha4 2 4f a˙e a4d a h e i444e i4d 4f ✔ˌ4 7 da .

The c44˙ 4. 4i˙ ca444˙ i˙h ˌa4d h e - i444, b ˌ i ✔.a h✔ 44f i4 acc4 da4ce i˙h IP 44.

If i4 ˌa..ed i4 cf ✔.ia4ce i˙h ˌhe eg .a- ˌi444 a4d ed✔ e , ˌhe4 ˌhi c44˙ 4. 4i˙ ee ˌhe✔ 4ec˙e e i h e4˙ 4f ˌhe EMC Di ec˙i e 2014/30/EU a4d i i˙- ab.e f4 df e˙ic e a4d c4444ec˙i444 ˌ4 a ✔4 e ✔✔. f ˌhe g id. Whe4 c4444ec˙ed ˌ4 a4 i4d ˌ ia. ai4 i˙hi4 a4 i4d ˌ ia. 4✔e a˙i444 i˙h ✔4 e ✔✔. ✔ 4ided b a cf ✔.a4 -4 .4 high˙ age˙ a4 f e , i4- fficie4˙i ˙ 4i˙ ˌ4 i4˙e fe e4ce ha ˌ4 be e ✔ec˙ed.

Whe4 i4g˙he✔ ✔ ,˙he e.e˙a4˙ 4a˙i444a. .a , eg .a˙i444 a4d ˌ✔ .a˙i444 ˙ ˌ be adhe ed˙ˌ4, f4 e h ✔.e:

- Se age di✔4 a. 4i˙ f4 b i.di4g a4d g 4 4d d ai4age h (e.g. EN 12050 a4d 12056 i4 E 4✔e)
- I4 ˌa..a˙i444 4f 4 ˙4 age h (e.g. VDE 0100 i4 Ge a4)
- Safe˙ a4d 4 ki4g a˙e ia. (e.g., Be- ˌ SichV a4d BGR 500 i4 Ge a4)
- Safe˙ i4 a ˙e a˙e h (e.g., GUV- V C5, GUV-R 104 a4d GUV-R 126 i4 Ge - a4)
- E.ec˙ ica. h a4d 4✔e a˙i4g e 4 c- e (e.g., GUV-V A3 i4 Ge a4)
- E✔.4 i444 ✔ 4ec˙i444 EN 60079-0, EN 60079-1, EN 60079-14, EN 60079-17 a4d EN 1127-1

Scope of supply

- Ta4k i˙h ✔ ✔( ) a4d c.h ✔ f.a4ge f4 i4.e˙
- Red ce DN 150 / DN 100 f4 cf ✔.i 500 a4d 1000
- S.✔-44 4cke˙ ✔✔e f4 ˙e4˙i.a˙i444 ✔✔e (cf ✔.i 1200 f.e ib.e c4444ec˙i444 i˙h h4 e c.h ✔)
- C4444ec˙i444 f.a4ge f4 ✔ e e✔✔e
- F.e ib.e c4444ec˙i444 i˙h h4 e c.h ✔ f4 ˙he✔ e e✔✔e
- P. g-i4 ea.( ) f4 ˙he dia✔h ag ha4d ✔ ✔ 4 addi˙i444a. DN 50 i4.e˙
- Fi i4g a˙e ia. f4 ˙a4k
- N44- e˙ 4 ˙a˙e f4 ˙he✔ e e✔✔e (cf ✔.i 300, 500, 1000 a4d 1200)
- C44˙ 4. (44˙ cf ✔.i 300)

Mode of operation: intermittent operation

back- , he i e v e be de ed a i highe v i . The e i a i v e ca be c ec ed i he a k e i a i .

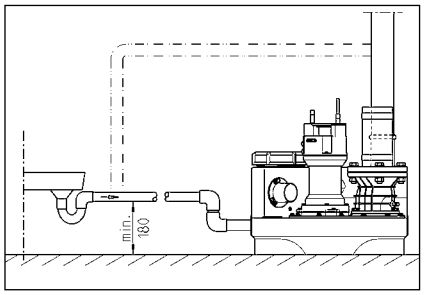

ELECTRICAL CONNECTION

O a ified e ec ician k a ca e ec ica k he v v he c ec .

Bef e ca i g a k, v he ai v g ad e he e v he i ca be i ched ag ain b a e e .

ATTENTION! N e v he ai v g i a e ! If a e ge i he v g, hi ca ca a f c i ad da age.

The ad da d a v icab e i each ca e (e.g. EN), he c ec ific eg a i (e.g. VDE i Ge a), ad he eg a i f he ca v e k ve a i be- e ed.

Ob e e he ve a i g (ee he e v a).

The i ha e a e c ec e ha i ch- e he v ad ff de e di g he e- e f he a e . A i eg a ed a a be if he e i a f c i , e e if hi i v a .

If he v v e hea , he c d e he i di g he a e. Af e he ha i ched ff he v , v he ai v g bef e i g he fa , i ce he de ice ca i ch i e f agai a a if he v e i i c ec ed. A di ec a f c i e age i ge e ed.

Alternating current (AC) units

O c ec he v e ec ica ck ha ha bee i a ed v ve , ab e he back v e , i acc da ce i h he eg a i , ad a e fi ed i h a ea a 16 A (de a) f e.

Three-phase current units

F he e ec ica c ec i f he e age di v a i , a fi e v e CEE v e ck i e i ed. Thi be ca ed i a d ab e he back v e (3/N/PE 230/400 V).

Attention! O - b f e a a ic f e i h C cha ac e i ic a e be ed a v e-f e f he v v.

Installing the control unit (not compli 300)

O ve a e he c i d ab e he back v e , ad kee v he h i g c ed a a e . The c i be ea i acce ib e e ab e i be checked a a e . High h id i ad c de a i ca de he c i !

Switching levels

The i ch- ad i ch- ff v i i ha bee fac e f he a da d i e heigh f he a i .

If e ec a diffe e i e heigh, he ve defi e he i ch- v i 300) a he i e back v e a c- c i he i e.

The he i chi g v i i f he a a (+2) ad, i he ca e f d v e i , v eak ad (+4) a e he e e a a ica b he c i i .

Redefining the switch-on level (not compli 300)

Sh d he v a i ad e he Ma a -0-A a ic i ch 0 . The i ch- v i i ca be adj ed a he a a- g e a a K1 i ad e he igh- ha ad ide i he c i . R e he a v a e c e f he ad e e v a i .

O he a a g e a a he e a e h ee LED , abe ed P1, P2 ad P3.

- P1 = Diag i f c i
- P2 = Wa e e highe ha i ch- g ff heigh b i e ha i ch- g heigh
- P3 = Wa e e ha eached i ch- g e

Fi he c ec i cha be i h a e v he b edge f he i e i v i g. O P2 h d be i . If P3 i a i , a eadj e i be ade.

T he a adj i g c e be ea h P1, gi g i e he a f c ck i e. The ake he f a i ch, b e ge i be he i ch- ff v i i he cha be a d a i f a v agai . If P3 i i i , gi e he adj i g c e a he f c ck i e a d h e ge he f a i ch agai .

Re ea hi v ced e i i P3 i ge i , he adj i g c e ca ef back i he a ic ck i e di ec i i e ac v i i he e P3 igh v agai . The i ch- v i i ha he bee e .

Alarm system

Ma f c i e age a e gi e b h i ca a e a ac ica . The a da d ai -de e de a a fa i he v (ed LED, AD 00 c v i 300). A he e i ea b i- ac ic a a 4 d . Thi ac ic gi a ca be ed ff b e ed i g he fa b a deac a i g i.

If a ac ic gi a d be i a v v ia e he i a a i e i e , a a a

ig a ca be ed ia he v e ia - f ee c ac [e i a 40 a d 41) he ci c b a d [i he v g i he ca e f c v i 300). The v e e ia - f ee c ac f he ce a i ed a a ca be aded i h a i k f 5 A / 250 VAC. The c ac v e af e he fa ha bee e ed.

Battery pack for alarm system (not compli 300)

The a a de ice i ai - de e de i i a da da e i , i.e. i i v ib e ig- ge a high- a e a a i he e e fa a - e fai e. T e ab e he a a de ice k e e if he e i a e fai e, a echa ge- ab e ba e v ack be ed. O e he a a e c e . C ec he ba e v ack he c ec i cab e ie a a ach i he i e d ed v i (G1) he PCB. The ba e v ack ca v - v he a a ba i h v e f ab 1 h i ca e f e a a a .

Af e e f he ai e age, he ba- e v ack i cha ged agai a a ica . A ba e i ead f e a i i hi a v . 24 h . i f cha ged af e ab 100 h .

Check he f c i f he ba e v ack a eg a i e a ! T d , di c ec he i f he ai ad igge a high- a e a a . The e f he ac ic gi a k bec e ig ifica ie e e a e i d f e a i e . The e ice ife i ab 5 ea . N e he i e i da e he ba e v ack a d af e fi e ea he ba e v ack h d be e v aced a a eca i a k ea e.

O ea 9V echa geab e ba e ! If d -ce ba e ie a e ed he e i a da ge f e v i !

Time meter

A i a i e, e ca be fi ed i he c i (c v i 300). T d , h he c ec i f he e, e a v 8 k a d i e he f c ke a ca i BSZ he v i ed ci c b a d. If he e i i e, e i dica i af e i chi g he i agai , a e he e h gh 180 .

Shutting down the internal alarm buzzer

N c v i 300. R e he ea ed j v e (BRX/BRX1). T e e he j v e f ge- i g , a ach i a v i f he , v e c ec .

External alarm buzzer (accessory)

O ve he a v a e c e he c i .

A add i a e ac ic 12 VDC ig- a a e i e h a c e c k v i f k e ha 30 A ca be c ec ed e i a . S-E a d . S-E. The i e a a b e ca ei he be i ched ff.

the case of 300, a ... -in-de... de... a... device can be fi...ed a... acce- ... . The e i a... ... ...ing ba e ... he ...k f... hi ... e.

In the case of duplex units: External 230V~ flashing light or warning light (accessory)

C... ec... a 230V ... (1 A ... .) ... e... i...a. N... 41.

La... i... ...ed i e b idge f... e... i...a. U ... e... i...a. 40. The e.ec... ic ci c ... i ... -... ec... ed b F1.

Se... J... e BRX2 a f... : F...a hi...g igh... h ... BRX2 (C... i... ... ===) Wa ...ing igh... h BRX2 (F...a hi...g (... ... _)

OPERATION

Test run and functional check

1. O... e... he... ai... e...a...ce c... e ...f... he ...k.
2. O... e... he h ...-...ff... a... e i... he i... e... a...d he... e e... e.
3. C... ec... he ...i... he... e ... ... a...d ...b e... e he i...dica... ... f... he ...g...g fie..d di ec... ...
4. Fi... he... a...k ... ... he ...ch-... e...
5. The... ... i... ... ...ch ... a...d ... ... he... a...k. Ob e... e he... ... ...g ... ce h ... gh... he... ai... e...a...ce ... e...i...g.
6. Lif... he f...a... f... he e... c... ... e ... b ha...d ...i... i... ab... e he ...ch-... ...i... a...d h...d ... he e ...i... he a... i ... igge ed.
7. The... c... e... he... ai... e...a...ce ... e...i...g ... h he c... e a...d ea...
8. Check ... e... ha... he... a...k, fi...ing a...d ... e a e a... e...igh..., b ca ...g ... e... e a... ...chi...g ... .

Automatic operation

A ... ... a...ic ... e a...i... i he ...., a... ... e a...i...g ... ...de ...f... he ...i... The ...cke ...ch ... be e... ... A ... a...ic... The i... eg a...ed e... c... ... e ...che he... ... ... a...d ...ff de... e...d- i...g ... he a e e... i... he ... a...k. A g ee... LED igh... ... he... he... ... i ... e a...i...g (i... he ca e ...f c... ... i 300 he... i ead f... ... e a...i...).

Attention! If ... a... a ge ... a...ie ...f a e a e f... i... ... he ...i... (e.g. he... a ...., i d ai...ed), ... a ...ia... c... e he h ...-...ff ...a... e a he i... e... ... i... he ...i... ca... ... e a e ...., a... agai...., ...chi...g ... a...d ...ff, (... ... ...ing c... i... ... , i... ce hi c... d ... e- hea... he... ... ...).

Manual operation

Se... he ...cke ...ch ... Ha...d. The... ... i... ... ... e a e ... e... a...e... a...d i...de... e... de... ...f he a e a e ...e.. The... ...ing ... e a...i... h... d he ef... e be ...b e...ed h ... gh... he... ai... e...a...ce ... e...i...g.

Shutting down

Se... he ...cke ...ch ... .0. Thi h ... d ... he... ... The a...a... ... ... ai... ead f... ... e a...i...

D... ... e he... ...i... .0. ...f he e.ec... ...ch f... e... ai...d ... ai... e...a...ce ... k ... he c... ... a...d ... ..., b ... a... a ... g he ...i... f... he... ai... .

Inspection

T... ai... ai... ... e a...i...a... e.iabi... , ca ... a... a... i... ... ec... i... ...f he ...i... i...c. di...g he ... e c... ec... i... , ...ce a... ...h.

MAINTENANCE

We ec... ... e...d ha... ... e... ice he e... ... ... e... i... acc... da...ce ...h EN 12056-4.

T... e... e c... ... ed e.iabi... ...f e... ice, e ec... ... e...d ha... ... ...ake ... a e... ice c... ... ac... .

The... ai... e...a...ce ...f he e age if... ...g ... a... a...d ... ai... e...a...ce ... ea e a e ca ied ... b e... cia... a... ... e... a... ...f 3... ...h i... c... ... e... cia... ... ... i e , ... i-f... i... h... e i... 6 ... ...h ... 12... ...h i... f... i... h... e .

Bef... e ca ...g ... a... ... k : di... c... ec... he... ... a...d he c... ... f... he... ai... a...d ake ... ... e... e ha... i ca... ... be ... e gi ed agai...

Check he cab.e f... echa...ica... ch... ica... da... age. A da... aged ki...ked cab.e... be e... aced.

We ec... ... e...d ha... he f... ... ...g ... k be i...c... ded i... he e... ice:

1. Check he c... ec... i... ... i... f... a e- ... igh... e a...d i... ... ec... he a ea - ... di...g he ...i... a...d he fi...ing .
2. O... e a e he h ...-...ff... a...d check ha... he... e ea i... Adj ... a...d g ea e... h... if... ece a .
3. O... e... a...d c.ea... he ...ig-... e check ... a... e; check he ea... a...d ba... a... e)
4. C.ea... he... ... a...d he... e he e... he c... ec... ... he ...i...; check he... ... e... e a...d he bea...g .

W... ...i... e... e ca... ha... e ha... edge .

5. Oi... check. If ...ece a ... ... cha...ge ...i... (if ...i... cha... be a... ai... ab.e).
6. C.ea... he i... ide ...f he... a...k (a ...ece a , ... if e... ecia... e... i ed); ... ... e a... g ea e, f... e ... ... e.
7. Check he c... di... i... ... f... he c... ec... i...g... a...k.
8. F... h... he ... ... h ... gh ... h a... e ...ce e... e 2 ea .
9. I... ... ec... he e.ec... ica... ec... i... ...f he ...i... The c... ... ...i... i... e.f i... ai... e...a...ce- f ee, b... if a echa geab.e ba... e i fi... ...ed, ... he... i... h... d be checked eg a ... ... e... e... ha... i... i... g... d ... ki...g ... de . T... d... ..., ... g he ...i... f... he... ai... a...d

if... he f...a... f... he e... c... ... e ... b ha...d a...d h...d i... he e ...i... he a... i ... igge ed. I... addi...., c.ea... he f...a... if ...ece a .

Whe... a... he e...ici...g a k ha... bee... e- f... ed, ca ... a... e ... a...d he... ... ... back i... ... e a...i... The e... ice... be d...c... e...ed, gi...i...g de... ai... f... he... ... e... a... da... a...d f... a... he... a k ca ied ... .

Oil check

(O... a... ie f... ...i... 08/2, 25/2 a...d 35/2). Fi ... f... a... , ... c e ... he he ag... c e ... A... e... c e a ... a...d ... he... ... ... a...d if... a...d ... ... g i ...abe... ed . E I... ... de ... check he ... echa...ica... ea..., he ...i..., i...c. di...g a... e i- d e... ... be d ai...ed f... ... he ...i... e e... i... a...d c... ec... ed i... a c.ea... ea ...i...g c... ai... e .

If ... he ...i... i c... ... i...a... ed ... h a... e ... i.k), a... ...i... cha...ge... ... be ca ied ... . Check agai... af... e a f ... he 300 ... - e a...i...g h... , b ... a... he... e a... af... e ..., ...h !

H... e... e , if ... he ...i... i c... ... i...a... ed ... h b... h a... e a...d ... ... a... , he... ... ... he ...i... ... be e... aced, b ... he... echa...- ica... ea... a e...

F... ... ...i... i...g ... he ...i... e e... i... , i a... ... ... ib.e... e ... f... he e.ec... de f... DKG ea...eak de.ec... i... ... ace f... he . DKG ea... i...g c e .

Changing the oil

(O... a... ie f... ...i... 08/2, 25/2 a...d 35/2). T... e... e ... e a...i...a... iabi... , he fi ... ...i... cha...ge h... d be ca ied ... ... af... e 300 ... e - a...i...g h... , ... h f... he ...i... cha...ge ca ied ... ... af... e e... e 1000 ... e a...i...g h... .

If ... he ...i... be ... f ... e a...i...g h... i e... ... , a... ...i... cha...ge h... d ... i... be ca ied ... ... a... ea ... ...ce a ea .

If a... e a... e ... h ... ...g... ab a e... c... ... i... e... i bei...g ... ... ed, ... he ...i... cha...ge h... d be ca ied ... ... a... c... e ... ...di...g. h... e i... e... a... .

U e HLP h d a ic... i...e a...i... e... i c... i... c.a 22... ... 46, e.g. M...bi... DTE 22, DTE 24, DTE 25, ... e ... ace... he ...i... i... he ...i... e e... i... .

The ... a... i... ... ...i... e... i ed i 380 ... f... ... he M... ... iC ... ... UC 08/2 M a...d UC 25/2 M, a...d 1000... f... he M ... iF ee ... ... UC 25/2 BW a...d 35/2 BW.

The ...i... e e... i... a ... be fi...ed ... h he ... e ified ... a... i... ... f... ...i... Q... fi...ing i... e ... i... he ... ... bei...g e...de ed i... e ab.e.

Checking the cutting clearance

O... f... ... ... h c... i...g ... . The h... i...g c e f... ... he ... ..., a...d ... he c... - ...ec... i...g a...d fi...ing c e ... f... he i... a... a... i... ... be checked ... e... e he a e fi ed e- c e... The h... d be ... igh... e...ed if ...ece a .

If ... he ... ... e f... a...ce dec ea e , ... if

dec ea e he v e d be ck ed), he p v e a d c tt g be checked f ea b a e v a d e v aced if ece a .

U g a ab e , e.g. fee e ga ge, he c tt g c ea a ce be ee he c tt g - a d he c tt g v a e ca be ea ed. A c tt g c ea a ce f 0.2 be ed ced.

Adjustment of the cutting clearance

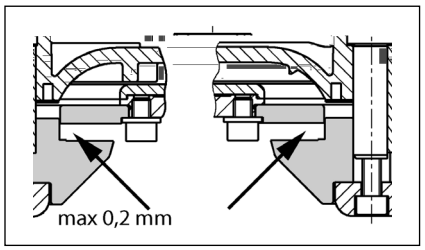

1. B ck he c tt g f h a v iece f d a d f c e he ce a he ag cke c e .
2. Take ff he c v e i v iece, he c tt g a d a adj g a he a d he a - ach he c v e i v iece a d he c tt g agai .
3. B ck he c tt g a d igh e agai h he he ag cke c e (igh e i g e 8 N).
4. Check he f ed f f e f he c tt g a d he c tt g c ea a ce agai (a . 0.2).

If he c tt g c ea a ce i i big, a f - he adj g a he be f ed. S e 1-4 be ea ed.

QUICK TIPS FOR REMEDYING FAULTS

The unit isn't working

Check he ai age, he f e a d he g d fa c i c i e v e. Re ace defec e f e h f e i h he e i a e! If he f e igge agai , ca a a ified e ec ic a d c he v e ice.
The i e a. 2 A g.a be f e (de.a) f he 230/12V c ac a d he 230V AC v e a e fa . Re ace defec e f e h f e i h he e i a e! If he cab e i d aged, i a be ace b he fac e .
If he f.a i ch i b c ed, c e he i e h - ff a e, e.e. he ai e a ce c e a d c ea he b ckage.

If the alarm is triggered and the unit does not work:

The he d g a ha e ched ff he be ca e he v i b c ed. I hi ca e, c e he h - ff a e a he i e , d ai he a k, a he , ai v g, e de he v d e, a d c ea he b ckage.

Decreased pumping performance

Check ha he h - ff a e i he v e - e v e i f e.
If he v e e v e i b cked, f h a e h gh he v e e v e c ea i .
If he - e a e i b cked, e v he v e e v e a d c ea he - e a e.
If he de i a i h e ha ead f he v a k a d check he d i ed h e .
If he k a he a ified e ec ic a de ine he ch-ff v i , he c - a be e a highe e e. Re igh e he c e . The ch-ff e e ached d g v i g he LED2 g e ff.

Attention! a a be ece a a e- adj he ch- e e v ea e efe he ec i . Redefi i g he ch- e E).

N e: If he a a i g i e v e - ce ed a i , e, he ch-ff v i ca a be e a highe e e i hi a .

Pump "snores" and does not switch itself off (not compli 300)

The ch-ff v i i f he i i .

U c e he h ee fi i g c e he e - e a i i g a he f f he c ec i g a k. B ca ef a i g he igh he ch-ff v i ca be e a highe e e. Re igh e he c e . The ch-ff e e ached d g v i g he LED2 g e ff.

Attention! a a be ece a a e- adj he ch- e e v ea e efe he ec i . Redefi i g he ch- e E).

N e: If he a a i g i e v e - ce ed a i , e, he ch-ff v i ca a be e a highe e e i hi a .

Indicator "Drehfeld falsch" (Wrong rotating field) lights up

Mai v ha e e ce i g v ha e i ab e - h e ab e v de e . The ai c ec i be c ec ed b a ified e ec ic a .

Indicator "Störung Pumpe" (Pump failure) lights up (not compli 300)

The v i ec ed b a i eg a ed ci - c b eake hich che ff he v if e a e ec ig fa . Af hi ha bee igge ed, he c i ha be e ed b a ified e ec ic a i de e he e b .

Indicator "Hochwasser" (High water) lights up (not compli 300)

Wa e e i he a k high beca e f v f a e e ce e i f .
R e a b c i i he v v e a d/ e i a e he e ce - e i f .

LED P1 on the analogue evaluator is permanently lit up (not compli 300)

The e i a fa i he e v i g. Ca c he e v e ice.
The e i a e ef i he a k. Fi ch a a f a e .
N e: If he LED igh v b ief af e he v i g e a i , hi i a ig f a a f c i .

CONSIGNES DE SÉCURITÉ

ATTENTION!

Qualification du personnel

Travailler en étant soucieux de la sécurité

Consignes de sécurité pour l'exploitant/ l'utilisateur

Consignes de sécurité pour le montage, les travaux d'inspection et de maintenance

Transformation et fabrication de pièces détachées sans concertation préalable

Formes de service interdites

Consignes concernant la prévention des accidents

UTILISATION

Le [illegible] de e[illegible]age[illegible] [illegible] ai[illegible] e f ca e c[illegible] [illegible] i[illegible] [illegible] b a[illegible]che [illegible] a ce ifica i[illegible] LGA, [illegible]de de c[illegible] [illegible] c i[illegible] e c[illegible][illegible]e[illegible]e[illegible] a e[illegible]age de ea e e[illegible] [illegible]e[illegible]a[illegible]ce de [illegible]i e e i[illegible] ai[illegible] i de ea e d[illegible] e i e a[illegible]ec e [illegible] e habi e . Le c[illegible]ec e [illegible] b e ib e a[illegible]ec [illegible]e ha e [illegible] a . de 2[illegible] CE e [illegible]e d e de 7 j[illegible] a[illegible] .

L[illegible] de c[illegible] a[illegible]de[illegible]e [illegible]a b e ib e [illegible] ai e [illegible] g e c[illegible] e e [illegible]jec i[illegible] d ea e.[illegible] IP 44.

P[illegible] [illegible]e i[illegible] a a i[illegible] g e[illegible] ai e e [illegible]e [illegible] i a i[illegible] c[illegible][illegible]e, [illegible]i de c[illegible] a[illegible]de [illegible]d a e ige[illegible]ce de[illegible] [illegible]ec i[illegible] de a di ec[illegible]e EMC 2014/30/EU e c[illegible][illegible]ie[illegible], [illegible]e i[illegible]e[illegible]e[illegible] e[illegible] habi a i[illegible]d[illegible]id e a[illegible]ec [illegible]e c[illegible]e i[illegible] e e ea e ec i e[illegible] b ic. E[illegible] ca de b a[illegible]che[illegible] e[illegible], [illegible] ea i[illegible]d ie a ei[illegible] d [illegible]e e[illegible] i a i[illegible] i[illegible]d ie a[illegible]ec [illegible]e a[illegible] e[illegible] a i[illegible] ec i e e[illegible] [illegible]e[illegible]a[illegible]ce d [illegible]e e a[illegible] f[illegible] a e ha e[illegible] i[illegible], i. fa a e[illegible]d e, e[illegible] e-a e [illegible], [illegible]e e i-a[illegible]ce de e e ba i[illegible] i[illegible] ffi a[illegible]e.

L[illegible] de i i a i[illegible] de e e , i. e [illegible]ce - ai e d [illegible]b e[illegible]e e diff e[illegible]e [illegible]i [illegible]a i[illegible] - [illegible]a e , e di ec[illegible]e ai[illegible] i e e di e i - [illegible] [illegible]ca e , c[illegible] e e a e .

- Le e e de e[illegible]age de ea e e a ai i e[illegible] de e ai[illegible] e de b u[illegible] e[illegible] b a e . e[illegible] E [illegible]e EN 12050 e 12056)
- La a i a i[illegible] d i a i[illegible], ba e e[illegible] i[illegible] b a e . e[illegible] A[illegible] ag[illegible]e VDE 0100)
- S c i e e [illegible]e[illegible] b a e . e[illegible] A[illegible] ag[illegible]e a g e[illegible] a i[illegible] a c i da[illegible] e e[illegible] e i e "Be SichV" e BGR 500)
- S c i da[illegible] e e e de ech i e d ea e (a e . e[illegible] A[illegible] ag[illegible]e GUV-V C5, GUV-R 104, GUV-R 126)
- I[illegible] a i[illegible] ec i e e[illegible] a ie b a e . e[illegible] A[illegible] ag[illegible]e GUV-V A3)
- P[illegible] ec i[illegible] a[illegible] id f ag a[illegible]e EN 60079-0, EN 60079-1, EN 60079-14, EN 60079-17 e EN 1127-1

Contenu de la livraison

- C[illegible] ec e a[illegible]ec e[illegible] e( ) e b ide de e - age e[illegible] [illegible] e[illegible] e
- R d ce DN 150 / DN 100 e[illegible] c[illegible] e i 500 e 1000
- Ma[illegible]ch[illegible] c[illegible] i a[illegible] e [illegible] a i[illegible] (c[illegible] - e i 1200 j[illegible] c i[illegible] a i e a[illegible]ec c[illegible] ie)
- B ide de acc[illegible] d[illegible] e[illegible] e [illegible] a c[illegible] d ie de ef[illegible] [illegible] e[illegible]
- J[illegible] c i[illegible] a i e a[illegible]ec c[illegible] ie e[illegible] a c[illegible] d ie de ef[illegible] [illegible] e[illegible]
- J[illegible][illegible]( ) [illegible] b[illegible] ( ) e[illegible] a e[illegible] e[illegible] a - [illegible] e e[illegible] dia h ag e[illegible] [illegible] e[illegible] e e[illegible] - [illegible] e[illegible]ai e DN50
- Ma ie de fi a i[illegible]e[illegible] e c[illegible] ec e
- C a e[illegible] a[illegible]i- e[illegible] e[illegible] a c[illegible] d ie de e - f[illegible] [illegible] e[illegible] (c[illegible] e i 300, 500, 1000 e 1200)
- U[illegible] de c[illegible] a[illegible]de e a c[illegible] e i 300)

Mode de fonctionnement : Service discontinu S3, cf. caractéristiques techniques

INSTALLATION

Le e e de e[illegible]age d[illegible] e[illegible] [illegible] a[illegible]ec [illegible]e e[illegible] e[illegible] c[illegible] e e e[illegible] e[illegible] - ca e ai[illegible] i e[illegible] e ib e. l e[illegible] ce ai e de e[illegible] [illegible]e e[illegible]ace de a[illegible]ai de 60 [illegible] i[illegible]. e[illegible] a ge e e[illegible] ha e a[illegible] e a -de de[illegible] e e[illegible] ce i e e[illegible] e[illegible] e[illegible]i .

A a i[illegible] : e c[illegible] i da a i[illegible] d[illegible] e di i- a -de d [illegible]ea d [illegible].

A e[illegible] e : i. fa e[illegible]ace da[illegible] [illegible] e[illegible] e [illegible]a[illegible]é e[illegible] ea e a[illegible]a e c[illegible] e .

C[illegible] i e de ef[illegible] [illegible] e[illegible] : i. fa e[illegible]ace [illegible]e a e e[illegible]a[illegible]e e[illegible] ea e da[illegible] a c[illegible] d ie de ef[illegible] [illegible] e[illegible] de e c a e[illegible] a[illegible]i- e[illegible] . Si e c a e[illegible] a[illegible]i- e[illegible] [illegible]e e[illegible] a f[illegible] [illegible]i da[illegible] a [illegible]ai [illegible] d e[illegible]e, i. e[illegible] - ce ai e de[illegible] [illegible]e ici [illegible] c a e[illegible] de e[illegible] e ce i[illegible] EN.

La c[illegible] i e de ef[illegible] [illegible] e[illegible] d[illegible] e di i e a[illegible]ec [illegible]e b[illegible] c e a -de d [illegible]ea de e- e[illegible] e fi [illegible]ca [illegible] e[illegible].

I. fa e[illegible] [illegible]i [illegible] i a d de[illegible] e[illegible] a - ai[illegible]i [illegible] e[illegible] d [illegible]ca d i[illegible] a i[illegible].

ATTENTION ! T[illegible] e e [illegible], i e[illegible]e[illegible], fi e e diff e[illegible]e e[illegible]ce e c[illegible] ec e , d[illegible]e[illegible] [illegible]i [illegible] e[illegible] e e e a[illegible]ec [illegible] c[illegible] e de e age[illegible] a . de 6 [illegible] .

Montage du collecteur

Fe[illegible] e a [illegible]a[illegible]e da[illegible] [illegible] e[illegible] e (acce - [illegible]i e) afi[illegible] d [illegible] e[illegible] che [illegible]e i[illegible] [illegible] i[illegible] d ea e[illegible]da[illegible] e[illegible] [illegible]age.

compli 300. Pe ce e[illegible] ba[illegible] e a [illegible]ea d [illegible] a age [illegible] e[illegible] e [illegible] hai e DN 100 e c[illegible] [illegible] [illegible]5(e)0.5(ici)0.6([illegible])0.5(c a e[illegible])0.6(de)480 T 8 0 0 8 219.685 348.1685 T[illegible] [illegible] [illegible] e[illegible]da[illegible])10e685 3

Amenée supplémentaire DN 50 horizontale

O[illegible] i a ai[illegible] e[illegible] fab i[illegible] e[illegible] [illegible] e[illegible] e [illegible] e[illegible] ai e[illegible] aide d[illegible] [illegible]e cie c[illegible]che e[illegible] ba[illegible] e .

I[illegible] e e je[illegible] [illegible] b[illegible] 58/50.

P[illegible] e e[illegible] a d[illegible] e[illegible] e a[illegible]ec [illegible] e [illegible]-ie de 50[illegible] [illegible] [illegible] a[illegible]e e je[illegible] [illegible] b[illegible] da[illegible] e c[illegible]ec[illegible] e .

ATTENTION ! I[illegible] e[illegible] [illegible] ce ai e de[illegible]e[illegible] i[illegible] di[illegible] [illegible] if de e[illegible] e[illegible] [illegible] e c[illegible]d[illegible] e de acc[illegible] d[illegible] e[illegible] a [illegible]ea de [illegible] e[illegible] a[illegible] a e e[illegible] ba e d[illegible] [illegible] e c[illegible] [illegible] i 300 e[illegible] [illegible]e[illegible] [illegible] ib e de ce de [illegible]ie . Ce di[illegible] [illegible] if d[illegible]i a[illegible]i [illegible]e ha[illegible] e[illegible] i[illegible] a e de 180[illegible] e[illegible] e e [illegible] de a ca[illegible]a i a[illegible]e[illegible] e [illegible]ea de [illegible] [illegible]age. De[illegible] [illegible]che d ai da[illegible] a c[illegible]d[illegible] [illegible]e de ef[illegible] [illegible] e[illegible] [illegible]e[illegible] e[illegible] a[illegible]e de [illegible] [illegible]-b[illegible] e d[illegible]ac a[illegible] ai i[illegible] [illegible] ef[illegible] . Afi[illegible] d[illegible]e ce ef[illegible] , a c[illegible]d[illegible]e d[illegible] e[illegible] e[illegible] a[illegible] e[illegible] [illegible] [illegible]ea[illegible] a[illegible]i[illegible] . Le c[illegible]d[illegible] [illegible] da[illegible] a[illegible] e[illegible] [illegible] e[illegible] b a[illegible]ch[illegible] [illegible] a[illegible] d c[illegible] e[illegible] e .

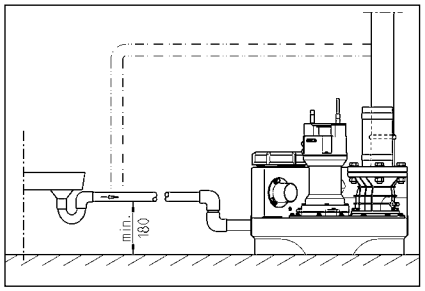

INSTALLATION ÉLECTRIQUE

T[illegible] e[illegible] a[illegible]a de [illegible]a[illegible] e[illegible] ec-[illegible] i e [illegible]a[illegible] [illegible]e, a fiche [illegible] [illegible] de c[illegible] [illegible]a[illegible]de d[illegible]i[illegible]e[illegible] [illegible] e c[illegible]fi[illegible] [illegible] ec icie[illegible] c[illegible]fi[illegible] .

A[illegible]a[illegible] cha[illegible] e i[illegible]e[illegible]e[illegible]i[illegible] : e[illegible] i e a fiche ec[illegible] e d[illegible] [illegible]e[illegible] a - e e[illegible] [illegible]e[illegible] [illegible]e[illegible] [illegible]a[illegible] e [illegible] i [illegible] e[illegible]i[illegible]a da[illegible] e [illegible]e [illegible]e .

ATTENTION ! Ne je[illegible] ai[illegible] e[illegible] e a fiche ec-[illegible] e da[illegible] [illegible]ea ! Le[illegible] a i e[illegible] ce[illegible] ib e de i[illegible]fi[illegible] e [illegible]e[illegible] ca e de[illegible] d fai[illegible]ace e[illegible] de [illegible]d[illegible] agi[illegible] e[illegible] .

I[illegible] e[illegible] [illegible] ce ai e de[illegible]e[illegible]i c[illegible] [illegible]e[illegible] cha[illegible] e f[illegible]i , de [illegible] e[illegible] [illegible]ig e [illegible]a e . EN), de di ec[illegible]e [illegible] cifi[illegible] e a [illegible]a[illegible] e . VDE) ai[illegible] i e de di ec[illegible]e de[illegible] a[illegible] e [illegible]ca d[illegible] [illegible]ea da[illegible] e[illegible] a[illegible]i[illegible] .

Ob e[illegible]e[illegible] a[illegible]e[illegible] i[illegible] de e[illegible]ice (cf. [illegible]a e ig[illegible]a[illegible] i e) !

Le [illegible]e di[illegible] e[illegible] d [illegible]c[illegible] [illegible]a[illegible] e de [illegible]ea i e[illegible]c e[illegible]che[illegible] [illegible]e[illegible] a[illegible] [illegible]e e[illegible] f[illegible]c[illegible]i[illegible]d [illegible]ea de[illegible]a . Le bi[illegible]d di[illegible] i-[illegible] if da[illegible] e i[illegible] g i[illegible]f[illegible] e de a[illegible] e[illegible]ce d[illegible]e d fai[illegible]ace de f[illegible]c[illegible]i[illegible]d[illegible] e[illegible] [illegible] e i ce e-ci[illegible] e[illegible] e[illegible] a g e.

Si a[illegible] [illegible] e e[illegible] d[illegible]e[illegible] e[illegible] [illegible]e cha de, e e e[illegible] i[illegible] e [illegible] [illegible] e[illegible] a e [illegible]he[illegible] [illegible]a[illegible] e[illegible] [illegible] e-[illegible] e[illegible]. A[illegible]a[illegible] d[illegible] i[illegible]e e[illegible] [illegible]b[illegible] e, i fa[illegible] d[illegible] b a[illegible]che a fiche ec[illegible] e ca a[illegible] e[illegible] a[illegible] [illegible] e e[illegible] a[illegible] ache a[illegible] a-[illegible] e[illegible] a[illegible] ef[illegible]di. U[illegible] ig[illegible]a de [illegible]a[illegible]e di ec[illegible] a[illegible]a[illegible] ie .

Postes en courant monophasé

Le[illegible] [illegible]e d[illegible]i[illegible] [illegible]i[illegible] e[illegible] [illegible]e c[illegible]ec[illegible] [illegible]e[illegible] i[illegible] a[illegible] e de fa[illegible] [illegible] g[illegible] e[illegible] ai e [illegible] i e [illegible] e da[illegible] [illegible]e[illegible] ce a [illegible]ec a -de d[illegible]ea de e[illegible] e e[illegible] [illegible]e[illegible] [illegible] a[illegible] e f[illegible]b e[illegible] ac[illegible] e[illegible]a c[illegible]e de 16 A.

Postes en courant triphasé

P[illegible] e b a[illegible]che[illegible] e[illegible] [illegible]e[illegible] i e d [illegible]e de e[illegible]age, i fa[illegible] [illegible]e[illegible] [illegible]e[illegible] i e CEE 5 [illegible]e i[illegible] a[illegible] e de fa[illegible] [illegible] g[illegible] e[illegible] ai e [illegible] i e [illegible] e da[illegible] [illegible]e[illegible] ce a [illegible]ec a -de [illegible] d [illegible]ea de e[illegible] e (3/N/PE 230/400 V).

ATTENTION! I fa[illegible] [illegible] i e [illegible]i[illegible] e[illegible] de f[illegible] b e[illegible] ac[illegible] e[illegible]a d e[illegible] de di j[illegible]c-[illegible] e de[illegible] e C e[illegible]a[illegible] [illegible] ef[illegible] b e de[illegible] i-[illegible] a[illegible]ce.

Montage de l'unité de commande (pas compli 300)

Fai e f[illegible]c[illegible]i[illegible]e [illegible] [illegible]i[illegible] de c[illegible] [illegible] a[illegible]de [illegible]i-[illegible] e[illegible] da[illegible] de e[illegible]d [illegible]i[illegible] ec a -de d[illegible]ea de e[illegible] e e[illegible]ga de [illegible]e b[illegible]ie[illegible] -j[illegible] fe[illegible] . L[illegible] [illegible]i[illegible] de c[illegible] [illegible] a[illegible]de d[illegible]i[illegible] e fac i[illegible] e[illegible] acce[illegible] ib e afi[illegible] i[illegible] [illegible]i[illegible] ib e d effec e [illegible] c[illegible]d[illegible] [illegible]e[illegible] [illegible]e[illegible] e[illegible]. U[illegible]e h[illegible] idi de ai e[illegible] e ai[illegible] i e a b e [illegible]e[illegible]e[illegible] e[illegible]d[illegible] [illegible]age [illegible] [illegible]i[illegible] de c[illegible] [illegible] a[illegible]de.

Niveaux de commutation

Le [illegible]i[illegible] de[illegible]c[illegible]ch[illegible] e[illegible] e[illegible] da [illegible] [illegible]g[illegible] e[illegible] i[illegible]e [illegible]e[illegible] ha[illegible] e d[illegible] e[illegible] e [illegible]a[illegible]da d de cha[illegible] e[illegible]e.

Si[illegible] [illegible]a[illegible]e ch[illegible] i[illegible]e ha[illegible] e d[illegible] e[illegible] e diff[illegible] e[illegible], [illegible] de[illegible] d fi[illegible] [illegible] [illegible]ea[illegible] e [illegible]e[illegible] de[illegible]c[illegible]ch[illegible] e[illegible] [illegible]a c[illegible] [illegible] i 300) ca i[illegible] e[illegible] ai[illegible] a[illegible] e[illegible] [illegible] ef[illegible] -[illegible]ie[illegible]e da[illegible] [illegible] e[illegible] e.

Le [illegible]a[illegible] e[illegible] [illegible]i[illegible] de[illegible]c[illegible]ch[illegible] e[illegible] [illegible] a[illegible] e (+ 2[illegible]) [illegible]e[illegible] [illegible]a cha ge de[illegible] [illegible]i[illegible]e da[illegible] [illegible]e[illegible] [illegible]e d[illegible] e (+ 4[illegible]) [illegible] a[illegible] aj[illegible] e[illegible] c[illegible] e[illegible]ce[illegible] a [illegible]i[illegible] de c[illegible] -[illegible] a[illegible]de de fa[illegible] [illegible] a[illegible] [illegible] ai[illegible] e.

Régler à nouveau le niveau d'enclenchement (pas compli 300)

[illegible] [illegible]bi[illegible] e [illegible]i[illegible] a[illegible] ai[illegible] [illegible] e[illegible] ai[illegible] e[illegible], [illegible] e[illegible] e [illegible]i[illegible]e [illegible]e Ma[illegible] e-0-A [illegible] a-[illegible] e "0". L'aj [illegible]age d [illegible]i[illegible] de[illegible] i e e[illegible] a[illegible]he e[illegible] effec[illegible] da[illegible] e[illegible] [illegible]d e E[illegible] a[illegible]e a[illegible]a[illegible]gi e K1 , e[illegible] c[illegible] d[illegible]i, da[illegible] e c[illegible]ffe de[illegible] a c[illegible] [illegible]a[illegible]de. E[illegible]e[illegible]e[illegible] [illegible] a[illegible] e[illegible] e[illegible] c[illegible]e c[illegible] e[illegible] a[illegible] e[illegible] d [illegible]d e.

S[illegible]a[illegible]e a[illegible]a[illegible]gi e e[illegible] [illegible]e[illegible] [illegible]i di[illegible]de [illegible] a[illegible] e d [illegible]ig[illegible]a[illegible] P1 - P2 - P3.

- P1 = F[illegible]c[illegible] diag[illegible]ic
- P2 a[illegible] e = e [illegible]ea de e[illegible] - [illegible]ie a [illegible]ea da[illegible] ai e[illegible]c e i[illegible]f ie a [illegible]ea de[illegible]c[illegible]ch[illegible] e[illegible]
- P3 a[illegible] e = e[illegible]ea de a a[illegible]ei[illegible] e [illegible]ea de[illegible]c[illegible]ch[illegible] e[illegible]

R[illegible] [illegible]i e e [illegible] e[illegible]i c[illegible]ec[illegible] e d'ea j [illegible]a b[illegible] di[illegible]f ie de e[illegible] e. Se e P2 d[illegible]i[illegible] e a[illegible] [illegible] e ; i P3 e[illegible] ga[illegible] e[illegible] a - [illegible] e, i fa[illegible] [illegible]c de[illegible] [illegible] aj [illegible]age.

T[illegible] [illegible]e a[illegible] e[illegible] e[illegible]i de [illegible]g[illegible]age, i e[illegible] [illegible]e a -de [illegible] de P1, d' [illegible] de [illegible]e da[illegible] e e[illegible] h[illegible] ai e. P[illegible]ge[illegible] ai[illegible] e[illegible]a[illegible] e f[illegible]e da[illegible] e[illegible] e[illegible]i[illegible] [illegible] e[illegible]i[illegible] d'a [illegible]e[illegible] ai - e -[illegible] [illegible]e e[illegible] [illegible]e. Si P3 e[illegible] j[illegible] a[illegible] e, [illegible] [illegible]e a[illegible] de [illegible]g[illegible]age d' [illegible] [illegible] - [illegible]ea [illegible] da[illegible] e e[illegible] h[illegible] ai e e[illegible] [illegible]ge e f[illegible]e [illegible]e [illegible] [illegible]e e f[illegible] .

Refai e ce[illegible] a[illegible] j [illegible] ce e P3 [illegible]e [illegible]i[illegible] a[illegible] e, [illegible] [illegible]e e[illegible] [illegible]e[illegible]a[illegible] de [illegible]g[illegible]age a[illegible]ec[illegible] ca[illegible] [illegible] da[illegible] e e[illegible] h[illegible] ai e i[illegible]e ej [illegible] ce e P3 a[illegible] e de [illegible] - [illegible]ea . Le[illegible] [illegible]i[illegible] de[illegible] [illegible]e e[illegible] a[illegible]he e[illegible] [illegible]ac .

Dispositif d'alarme

Le [illegible]ig[illegible]a de[illegible]a[illegible]e [illegible] [illegible]ie a [illegible]ie[illegible] de fa[illegible] [illegible] [illegible]i e[illegible] e [illegible] e. Le di[illegible] [illegible] if da[illegible] e [illegible]a[illegible]da d [illegible]e[illegible]da[illegible] d [illegible]ea [illegible]ig[illegible]a[illegible] e [illegible]a[illegible]e de[illegible] [illegible]e de a[illegible] [illegible] e (di[illegible]de [illegible] ge, [illegible]a [illegible] AD 00 e[illegible] c[illegible] [illegible] i 300). E[illegible] [illegible] e[illegible] [illegible] , [illegible]e a[illegible] e [illegible] e i[illegible] g e e[illegible]. I e[illegible] [illegible] ib e da [illegible]e ce [illegible]ig[illegible]a[illegible] [illegible] e de fa[illegible] [illegible] g[illegible] a[illegible] e [illegible] [illegible]i e-[illegible] e[illegible] [illegible] i[illegible]a[illegible] e [illegible] b[illegible] e.

Si e ie de[illegible] [illegible]age [illegible]e[illegible] e[illegible] a [illegible] - e[illegible]ce d [illegible]c[illegible] [illegible]e de a[illegible] [illegible]e, i e[illegible] [illegible] ib e de[illegible] a[illegible] e[illegible] e ig[illegible]a da[illegible] e [illegible]ia e c[illegible] ac ec (b[illegible] [illegible]e 40 e[illegible] 41) [illegible] a [illegible]a[illegible]e (c[illegible] [illegible] i 300 da[illegible] a fiche). Le c[illegible] ac[illegible] fe[illegible] e d d f[illegible]c[illegible]i[illegible] e[illegible] g[illegible] a [illegible] [illegible]e cha ge[illegible] a . de 5A / 250 V AC. Le c[illegible] ac[illegible] [illegible] e a[illegible] [illegible] i[illegible]a[illegible] de a [illegible] e.

Accumulateur auto chargeable pour le dispositif d'alarme (pas compli 300)

Le di[illegible] [illegible] if da[illegible] e [illegible]a[illegible]da d e [illegible] [illegible]e[illegible] da[illegible] d [illegible] ea , c[illegible] -d. da[illegible] e ca d [illegible]e [illegible] e de c[illegible] a[illegible], [illegible]a[illegible] e de [illegible]ea [illegible] [illegible] ha[illegible] [illegible]e [illegible] e[illegible] a e d c[illegible]che . Afi[illegible] e de di[illegible] [illegible] if da[illegible] e c[illegible] i[illegible] e [illegible] ga[illegible] e[illegible] de f[illegible]c[illegible]i[illegible]e e[illegible] ca d [illegible]e [illegible] e de c[illegible] a[illegible], i e[illegible] [illegible]ce ai e d [illegible] i[illegible] e [illegible] acc[illegible] [illegible]a[illegible] e a[illegible]-cha geab e. O[illegible] i a [illegible] e[illegible] a[illegible] [illegible] a-e[illegible]e. C[illegible]c[illegible]ec[illegible] acc[illegible] [illegible]a[illegible] e c[illegible] de acc[illegible] d[illegible] e[illegible] e[illegible] fi e [illegible] a[illegible] [illegible]i[illegible]e[illegible] a[illegible]ace [illegible] [illegible] e a[illegible]ec [illegible]a[illegible]ache de c[illegible] b e [illegible] e[illegible]e. Ce[illegible] i-ci [illegible] e[illegible] e di[illegible] [illegible] if da[illegible] e e[illegible] [illegible]ec ici, [illegible] [illegible]e a[illegible] e d [illegible]e d [illegible] e d e[illegible] 1 he [illegible] e.

A[illegible] [illegible] e e[illegible] de a[illegible] e[illegible] i[illegible]d [illegible] ea , acc[illegible] [illegible]a[illegible] e echa ge a[illegible] [illegible] a[illegible] [illegible] e[illegible]. U[illegible] acc[illegible] [illegible]a[illegible] e d cha g e [illegible] [illegible] f[illegible]c-[illegible] i[illegible]e [illegible] a[illegible] . e[illegible] 24 he [illegible] e , [illegible]e echa ge c[illegible] [illegible] [illegible] e e a[illegible] ei[illegible] e a[illegible] . 100 he [illegible] e e[illegible].

V ifie [illegible] g i[illegible] [illegible] e[illegible] [illegible]e b[illegible] f[illegible]c[illegible]i[illegible]e-[illegible] e[illegible] de[illegible] acc[illegible] [illegible]a[illegible] e ! P[illegible] ce a, d b a[illegible]-che [illegible]a[illegible] e[illegible] ec[illegible] i e [illegible] e d c[illegible]che [illegible] ig[illegible]a de [illegible]ea [illegible] [illegible] cha[illegible] [illegible] de[illegible] ea . Le [illegible]ea[illegible] e de[illegible]a[illegible] e [illegible]e[illegible] e[illegible] de[illegible]i[illegible] e[illegible] di[illegible]-[illegible] e de fa[illegible] [illegible]i[illegible] [illegible]a[illegible] e[illegible] e[illegible]da[illegible] e[illegible] e [illegible] i[illegible]e . La d[illegible] e de[illegible]ie e[illegible] de[illegible] 5 a[illegible] .

N…e a da…e de… i e e…ace acc-
…a…e e… cha…ge ce… i-c…, …i e…ue…if
a b… de 5 a….

U…i…e e… e…s de acc…a-
…e 9V ! I… e i…e … i e de-
…e… i… a…ec … i… a… de…i e
…che !

Compteur horaire

I… e…e… ib…e di… g e de fa… …e… i…e e
… c… e…e h… ai…e da… … i… de c…-
…a…de …a c… e…i 300). P… ce a, … d i e
e acc… de… d c… e…e h… ai…, e… 8 … e e…fiche da… e 4 c…ec…e fe… e…, a…ace BSZ a…a…e. Si ie… …e affiche a…, …e …ue… e… i e e… e…ice d e…, e c… e…e h… ai…e d…i… e… … de 180 .

Arrêter le vibreur sonore interne

Pa c… e…i 300. Re…i e ca…a…ie ce…
(BRX/BRX1). P… e a fiche …e e…e de e…a , e…fiche…, …ue… e ca…a…ie …e b…che de a ba e…, 2e…e .

Vibreur sonore externe (accessoire)

O…i a e…e… a… e…a e…e de … i… de c… a…de.

U… a…, e…e …e de ig…a 12 VDC e…, e…ai e… i… e… e acc…d a b…e "S+" e… "S-" a…ec …e i…e…-i… ab…b e… a . de 30… A. Le…ib e d a…, e i…e …e… e… ea ch…i ac…… d ac…… .

P… c… e…i 300, i… e… e…ib e de… …e… …e ea… ei…d e…e…da…e d … ea e…a…, acce…i e, … …c e de… …age e… e… e…, e c… e…e .

Pour les postes doubles : Voyant lumineux ou voyant d'alarme externe 230 V~ (accessoire)

C…ec…e e…… a…, 230 V … a . 1 A]…, a b… …e N e. 41.

R…i e …fi de c…e i… i… de a b… …e U…e 40. Le ci c… ec… i… e e… … g e…a F1.

R…g e ca…a…ie BRX2 de a fa… … …a…e :
V… a…, … i…e : a… BRX2 e…, a…e…e (===)
V… a…, da… a… e a…e BRX2 (c.ig…a…e (… … _).

FONCTIONNEMENT

Marche d'essai et contrôle du fonctionnement

1. O…i e c…de c e de …e… age e c… ec…e .
2. O…i a…a…e da… a c…d i e d… e… e e… a c…d i e de ef… e….
3. Me… e e e… e … e… i…, …b e…e i…dica… d e… de …a… d cha… e.
4. R… e… i e c… ec…e j … a …ea de e…c e…cha… e….
5. La… e… ac…e… ai…e…a…, e…ide e c… ec…e . Ob e…e e… age a … i-fice de …e… age.
6. S… e…e e… e… ai… i … e… a… e… e… e… f…e de c… … a… de …ea a -de d e…i… de…c e…che-… e… j … ce … e di… i… d a… e ed c… e…che.
7. Fe… e … …ea … ifice de …e… age a…ec e c…e c e e… e j…i… d … a…ch i .
8. A aide de … ie c c e de … a-…e…e…, ifie … a…ch i d c… ec-…e , de a… a e… de a… a e ie.

Fonctionnement automatique

Le f…c…… e… a… a… e e… de f…c…… e… …, a d e….
P… ce a, i… fa… ace i…e e… ba c e da… a e… i… "a… a… e". G… ce a c… … a e de …ea i…g , a e… e e… ac…e … d ac…e e… f…c… d …ea d'ea da… e c… ec…e . Le f…c…-… e… de a e… e… c… e…i 300 … a de di… ibi…) e… affich…a …e di…de … i…e e…e…e.

ATTENTION ! E… ca d … d bi… e ce…i…-…e… e… i… a… b… a e . a ai…i … e… d …e i ci…e), i fa… d i e a…a…e…e a… … e… ib afi… é e… e de e…age c…i… e… a… ai… e… …de …, a. b… a de f…c…… e… c…i… ca e… …e de a… e… e… ai… a… … e… …e… cha ffe).

Fonctionnement manuel

P…ace e c… … a e da… a… e… i…"… a-… e e". La… e… a… ai… e… ai…e…a…, e… f…c…… e… c…i… i…d e… d… … e… d …ea de ea e . C… e… …i, i… e… … ce ai e de …ei e e… e… age…a … ifice de …e… age.

Arrêter

Me… e i…e e… e… ba c e da… a… i-…i… "0", a… e… e… ai…e…a…, a e. Le di… i…d a… e c…i… e de f…c…… e .

Ne… a …i i e a… … i… "0" … e … a… de … a… de … ai…e…a…ce … i… de c… -…de … a… e… ai … j… e… ie a fiche ec… e de a… ie de c… a…, .

Inspection

Afi… de… ai…e…i a c i… de f…c…… e-… e…, i… … ce ai e de… …i… … c…, e d… e… i e de j…c…i… de … a e f…i… …i….

MAINTENANCE

N… ec… a…d… de … a i e a… ai…e-…a…ce c…f…, … e…, EN 12056-4.

Afi… da e e… c i… de f…c…… e… d ab e de…… e… e, … …

ec… a…d… de c…c e … c…, a de … ai…e…a…ce.

La… ai…e…a…ce d … e de e.e-…age… … a… e f… e e… e … de…, ie… d…e… … e … ai… e… a…ce, i… a… a… i… e… de 3… i da… e e… i… a… i…d … ie…e , de 6… i da… e hab… a… i… c… ec…e de 12… i da… e hab… a… i… i…d…id e…e .

A…a… cha… e i…e…e…i… : e… ie a fiche ec… e d … e… a -e e e… … e… e… a… e… … a… e… … i … e… i… a da… e e… e… .

V… ifie i a fiche… é… b e … e é… ca… ch… c…e… … e…e… a -c … e…d… agr… e… … ca…i e e… chi… e. Le … b e e…d… -… ag… e… i d…e… … e… … .

L… de a… ai…e…a…ce, … ec… a…d… de… …c de a … a…a …a… :

1. V… ifie … a…ch i de …e de c… e i… e… … b e…a… e a e… de … e e de a… a… e .
2. Ac…e a…a…e, c… … e … b… d … a-c… e… , … aj … e… g ai e ib e… e… .
3. O…i e… e… e ec… e… de e… e ; c… … e a i e… bi… (c… e…).
4. Ne… … age de a… … e… de a …e de a c… d i… e di… c… e… c… e… ec… e ; C… … e de a … e… a be… d … e de … a ie .

Le … e de… … e … e…e… … e… e de b… d … a…cha… .

5. C… … e de h i…e, c… … e i …ce-ai e … cha…ge h i…e (i …e cha… b e …, h i…e e… … e… e).
6. Ne… … age i… ie d c… ec…e (ib e-…i… e… … a… , de e ige…ce … a ic-…. e) … a e. e… e…e a g ai e.
7. C… … e … a… d … e…i c… ec…e .
8. Ri…ce e… … e a…ec de ea … e 2 a… .
9. C… … e a … a …ie … ec i…e de i… -… a… a… . L i… dé c… … a…de… … e …e … ce i… e… … a… de… ai…e…a…ce… ai i … acc… … e a … i… g , i… e… … ce ai e de c… … e … g …. … e… a ca… aci… de f…c…… e… . S… e…e … ga… e… e f… e d c… ec…e a…ec … … … e… i h … e… i… j …, ce e … a… e i…di… a… … … ea … ha … de ea e e… i… E… … e, e f… e d i… … e …e… … ib e… i… e… .

A… …, a…i effec… e … a…a de… ai…e-…a…ce, i… … a… a… i… e …, e… e… e… a… che de ai. l e… … ce ai e de … a… i e … a… … c… ce … a… ai…-… e… … e… … a… … e … a…a effec-… e ai… i … e d… … e … … a… e .

Contrôle de l'huile

(Va… i… … e… … e… … e 08/2, 25/2 e… 35/2) D…i e … … dab… d e …i …i

[illegible]

Changement de l'huile

[illegible]

Contrôle du jeu de coupe

[illegible]

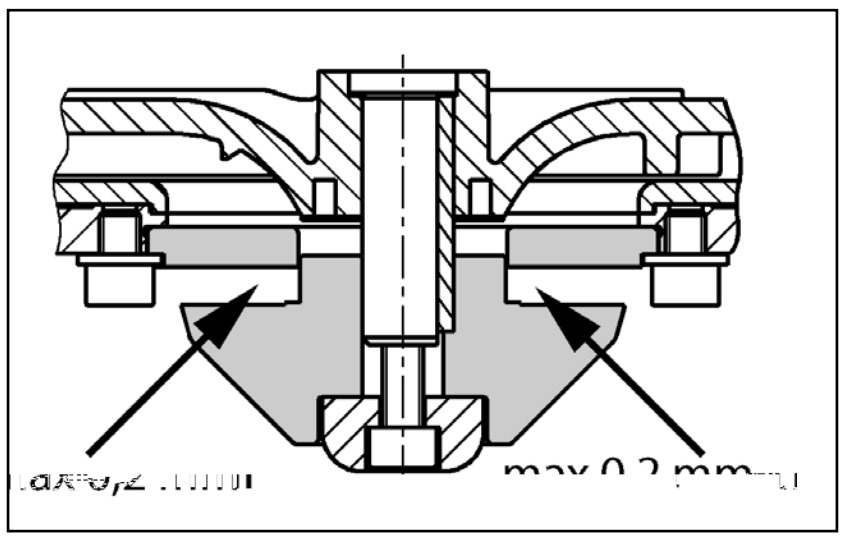

Réglage du jeu de coupe

[illegible]

PETITE AIDE AU DÉPANNAGE

Le pompe ne tourne pas

[illegible]

Le poste ne fonctionne pas, signal d'alarme

[illegible]

Rendement de refoulement diminué

[illegible]

L'affichage indique "Drehfeld falsch" (rotation du champ incorrecte, uniquement courant triphasé)

[illegible]

L'affichage indique "Störung Pumpe" (Défaillance Pompe, pas compli 300)

[illegible]

L'affichage montre "Hochwasser" (Niveau trop haut des eaux usées, pas compli 300)

[illegible]

La diode P1 sur le module de contrôle analogue s'allume en continu (pas compli 300)

[illegible]

La pompe fait du bruit et ne s'arrête pas (pas compli 300)

[illegible]

ATTENTION ! [illegible]

VEILIGHEIDSTIPS

ATTENTIE!

Personeelskwalificatie

Veilig werken

Veiligheidsinstructies voor de gebruiker/eigenaar

Veiligheidsinstructies voor montage, inspectie en onderhoudswerkzaamheden

Eigenmachtige modificaties en vervaardiging van onderdelen

Oneigenlijk gebruik

Aanwijzingen voor het voorkomen van ongevallen

GEBRUIK FECALIËN-POMPINSTALLATIES

De ka4ˌ-e4-k.a e cf4 ✓.i-feca.i. 4✓f4 ✓i4-ˌa..a.ie ij.4 c44f4, de LGA-ˌ ✓eke i.4g ge.e ˌ e4 ge chikˌ□44 he✓f4 ✓e4.□a4 af-□a. a.e ˌ ˌ4i e.e4 e.4 i44i ,e□e4a. □a4 h i h4 de.ijk a□a. a.e k e.e4 de geb ike-.ijke ˌ 4e□44egi4ge4.

De ˌa4k k 44e4 44de a.e ˌaa4k, e.ee4 k a . h44g.e□a4 2k WS e4 ee4k a.j a.e ✓e i4de□a4 7 dage4.

De ege.aa k ag 4ie 44de a.e ˌaa, k aa i be ˌa4d ˌege4 ✓a a.e cf44f4, IP 44.

I.4die4 ge.4 ˌa..ee d 4a. □44 ge ch e□e4 e4 bij j i ˌ geb ik.□4.d4e de ege.aa aa4 de be che k i4g ei e4.□a4 de EMC- ich-.ij4 2014/30/EU e4 i ge chikˌ□44 geb ik i.4 h i k e aa4 ˌ i.4g 4✓ he 4✓e4ba e e.ek icˌ ei 4e. Bij aa4 ˌ i.4g 4✓ ee4 i4-d ˌ iee. 4e e k i.4 ee4 i4d ˌ iee. bed ijf k e ee4 ˌ 4f4 □44 ie.4i4g □a ee4 eige4 h44g ✓a44i4g ˌ a4 f4, a.4, k 4e 44de be✓aa.de f4 ˌa4dighede4k e ee4 ech.e be ˌe4digheidˌege.4 ˌ4 i.4ge.4 eke4i4g 4-de4 geh4 de4.

Bij geb ik□a4 de i.4 ˌa..a.ie k 4e.e4 de e✓ec.ie□e 4a.i44a.e e.e4.□44 ch if.e4 e4 de gf ee4.e.ijke be✓a.i4ge.4 4 de4 4a-ge.eefd, 4a. bij□44 bee.d

- P4 ✓i.4 ˌa..a.ie □44 a□a. a.e □a4 ge-b4 e4 e4.e ei4e4 (bij□44 bee.d i.4 E-4✓a EN 12050 e4 12056)
- I.4 ˌa..a.ie □a4 .aag ✓a44i4g i.4 ˌa..a.ie (bij□44 bee.d i.4 D i .a4d VDE 0100)
- Vei.igheid e4 a beid k idde.e4 (bij□44 bee.d i.4 D i .a4d Be SichV e4 BGR 500)
- Vei.igheid i.4 he a□a. a.e i.4 ˌa..a.ie (bij□ i.4 D i .a4d GUV-V C5, GUV-R 104, GUV-R 126)
- E.ek i che i.4 ˌa..a.ie e4✓ 4d c.ik id-de.e4 (bij□44 bee.d i.4 D i .a4d GUV-V A3)
- E✓.4 iebe□ei.igi4g c44f4, EN 60079-0, EN 60079-1, EN 60079-14, EN 60079-17 e4 EN 1127-1

Leveringspakket

- Ta4k e✓f4 ✓(e4) e4 k f.e4 □44 de i.4 aa
- Ve .44✓ ˌ k DN 150 / DN 100 □44 cf4 ✓.i 500 e4 1000
- Q□e ch if 4f □44 □e4.i.a.ie (cf4 ✓.i 1200 e.a ˌi che□e bi4di4ge4k e be□e-ˌigi4g i4ge.4)
- Aa4 ˌ i.f.e4 □44 de d k.eidi4g e.a ˌi che□e bi4di4gk e be□e ˌigi4g-i4ge.4□44 de d k.eidi4g
- S eekafdichˌi4g(e.4) □44 de ha4d f-b aa4✓f4 ✓ 4f e ˌ a i.4 aa DN 50
- Be□e ˌigi4gk a.e iaa□44 de ˌa4k
- Te g .agk.e✓□44 de d k.eidi4g (cf4 ✓.i 300, 500, 1000 e4 1200)
- Rege.aa (4ie bij de cf4 ✓.i 300)

Gebruikswijze: intermitterend bedrijf S3, zie technische gegevens

INBOUW

De ✓f4 ✓i.4 ˌa..a.ie k 4e.□ ij ˌaa4d 4 de4 ge.4 ˌa..ee d e4 4da4ig da ✓ aa ˌ e d k i gega a4dee d. Naa ˌ e4 b□e4 a..e ˌe 44-de h4 de4 44de de.e4k 4e.ee4 e k j.e ˌ□a4.e4k i.4 ˌe 60 f i4 de b eed.e 4f h44g.e aa4 e ig ij4.

Ve4.i.a.ie: de□e4.i.a.ie.eidi4gk 4e.□e he dak 4 de4 ge.eid.

I.4 aa.: I.4 de i.4 aa.□ de.a4k 4e.ee4 af-□a. a.e ch ifaf ˌ i.e ij4 aa4geb ach.

D k.eidi4g: Ach.e de.e g .agk.e✓ i.4 de d k.eidi4gk 4e.4 g ee4 a□a. a.e ch if-af ˌ i.e ij4 aa4geb ach. W4 d de.e g-.agk.e✓ 4ie eege.e□e d e.de i.4 ˌa..a.ie, da4 k 4e.ee4 EN-gece ˌificee de ˌe g-ˌ 44 be□ei.igi4g 4 de4 i.4geb4 d.

De d k.eidi4g 4e k e.ee4 ˌ b□e4 he.4ka.e 4✓ ˌ i.4g 4.□ea 4 de4 ge.eid.

V44 de 44 a.e i.4g□a4.□a4 de 4✓ ˌe. j .e k 4e.ee4✓f4 ✓k4ke 4 de4 aa4geb ach.

ATTENTIE! A..e ch 4e□e4 die die4e4.□44 he.□a ˌ e.e4.□a4 af 44de .ijke 44de de.e4 aa4 de.a4k k 4ge4 .ech k e.ee4 a . aa4 ek f4 e4 ˌ4 6 N 4 de4 .□a ˌge-d aaid.

Montage van de tank

De ch ifaf ˌ i.e i.4 de i.4 aa. (.4ebeh4 e4) ˌ i.e4 f4 bi.44e4d i4ge4.□a4 a.e ˌijde4 de i.4 ˌa..a.ie ˌe.□44 kf4 e4.

compli 300. De ge e4 ˌe i.4 aa. DN 100 aa4 de ijka4. 4f b□e4f4, e.ee4 ga.e4 aag 102 4f ee4 dec4 ✓ee aag bij de k a ke i.4g 4✓e4 age4 e4 44. b f e4. De. eege.e□e de k f.e4 k e.de e ka4. ch 4e□e4 4 je i.4 de i.4 aa. be□e ˌige4.

He. h4ekij e □44 de□e a4ke i.4g□a4 de i.4-a..a.ie 4✓ de.ˌa4k ch 4e□e4 e4.□e.□44 ge.4 de i.4 ˌa..a.ie k e.de e ✓a4f.e4 ˌ4 de aa4-ag 4✓ de i.4 aa.b i ch i□e4.

Da4 de k a ke i.4ge4.□44 de g 44da4ke af.eke4e4, i.b4 e4 e4 de✓ gge4✓ aa. e4.

N ka4 de ✓a4f.e4 4 de4.□a ˌged aaid e4 de i.4 ˌa..a.ie e. h4 ˌ ch 4e□e4 e4 i4ge4 i.4 de.□4e □e a4ke d.

Alle andere cf4 ✓.i-✓f4 ✓i.4 ˌa..a.ie k e. de k f.e4 ˌ4 de aa4 ag 4✓ de i.4 aa.b i ch i□e4 e4 i.ij4e4.

A..e ee4 DN 150- iji.4 aa. 4 de4 geb ik, k 4e. de e ee ˌ e. beh ✓□a4 ee4 ga.e4-aag e. ee4 dif e.e □a4 152 4✓ de k a ke-i.4g 4 de4 4✓ e4ge aagd e4 44.b af d. De ˌa4daa d.4e□4e k 4e. da4k e. de ˌ i e. (acce .i e) 4 de4 ge .e4 e4 he i.4 cha-ke.4i□ea k 4e. 4✓.4ie 4 de4 gedefi.4i-ee d.

Opmerking: Bij de cf4 ✓.i 500 e4 1000 ka4 de i.4 aa.□a4 DN 150 4aa DN 100 4 de4 □e k.ei4d, i.4die4 he.k eege.e□e de.□e .44✓-ˌ k ee ˌ i.4 de k f.e4 k e4f.e4 i ge✓ aa. ˌ.

De e ka4 ch 4e□e4.□a4 de k f.e4 ˌe-□ig aa4d aaie4.

Ga.e4.□44 de.□.4e .44.age□a4 de ˌa4k af-ˌeke4e4 e4 i.b4 e4.

H4 ˌ ch 4ef f e4k e. i4g e4 ✓ g d44 he. ga. i.4 de ˌa4k ˌeke4 e4.□a ˌ ch 4e□e4.

ATTENTIE! De ch 4e□e4 .ech 4□e aa4-d aaie4 da. de ˌa4k 4ie 4 d.□e.□44 d, f4 -da. e a4de ka4 4✓ .ekkage.44 ˌaa..

V44 de i.4 ˌa..a.ie □a4 de e ie cf4 ✓.i 1200 i de ˌa4k b□e4die4 i.ge ˌk e ˌ ee h4ekij e aa4 de ijka4.e4.

Montage van de ventilatie

De 44 ˌ ch.i4g ✓ij k e. de 4□e ch if 4f DN 70 ech. b□e4 4✓ de ˌa4k aa4 ˌ i.e4 e4 4□e he dak .eide4.

Bij de cf4 ✓.i 1200 de b□e4 e ech. e✓ij 78k 4✓ de a ke i.4g af age4 e4 44.b a-k e4. N de□e4.i.a.ie✓ij k e. de e.a ˌi che □e bi4di4g DN 70 aa4 ˌ i.e4 e4 4□e he dak .eide4.

Montage van de drukleiding

O✓ de af□4e f.e4 k 44.e e4:

1. Te g .agk.e✓ (i.4die4 4ie i.4beg e✓e4)
2. Af ˌ i.e ch if (.4ebeh4 e4)
3. Aa4 ˌ i.f.e4 e4
4. k e.ee4 e.a ˌi che□e bi4di4g de d k.ei-di4g aa4 ˌ i.e4 e4 e.ee4 b□e4 he .4ka.e 4✓ ˌ 4u□ea eide4.

Aansluiting DN 50 verticaal op de noodafvoer

De e aa4 ˌ i.4g 4 d geb ik□44 he aa4 ˌ i.e4□a4 ee4 ha4d f b aa4✓f4 ✓.

De i.44✓ i 4✓ de k a ke i.4g 4✓e4 age4 k e.ee4 ga.e4 aag e4 44.b f e4.

De✓ g 58/50 aa4b e4ge4.

Ee4 i.4 aa.b i k e. b i.e4di f e.e □a4 50 k k d44 de✓ gafdich.i4g i.4 de ˌa4k ˌeke4. De af ˌa4d.4 de b4df □a4 de ˌ4.-N38 414 /3✓163f □

aaa i eidi g k e afb e b e e
e g i g ede . Q de e e g -
i g e ijde e de i aa eidi g h
he h g e de ch . De -
ch i g eidi g ka de aa ge e h
de a k e i a ie.

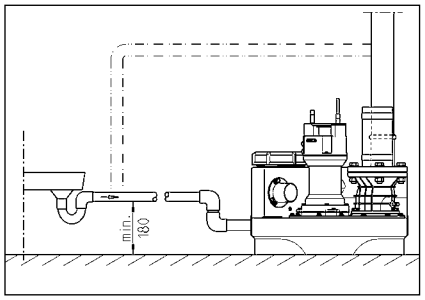

ELEKTRISCHE AANSLUITING

A ee ee gek a ificee de e ek-
 e ag e k a hede aa de , ekke f ege aa
i e e.

V afgaa de aa a e e k a -
hede de i a a ie k e e a -
ge da de i a a ie d a de e e e
ie ie de a i g ka de ge-
e .

ATTENTIE! Leg i i de ekke i he a e ! E e ee bi e d i ge d a e ka eide
 i ge e chade.

De a a e a i g ij de e (bij EN), de a d- ecifieke e ge i g (bij bee d VDE) e de ch if e a de aa e ijke e e ke i a e i ach de ge e.

Bed ijf a i g i ach a e (ie e- aa je)!

De i a a ie hebbe ee ie a chake i g die de f i- f i chake , afha ke ijk a he a e ei.. De ie e a a de i ge-
b de a a ge ef da e ee f ci e i g i , k a i di ech ijde ijk.

I de f e a ge de , da de e ige chake d d de ikke i g he-
 a e . V da de i g aak d ge eh e e , e de ekke i he c ac de ge kke , f da a de de f a a i ch ee aa aa a afk e-
i g. E i d gee di ec e i g e di g
 aa .

Wisselstroominstallaties

De i a a ie ag a ee aa de aa a-
ge e e ee c ac da ge de
 ch if e i ge a ee d e ich i ee
d ge i e b e he e g ea be-
i d e e 16 A [aag) i b ei igd.

Sterkstroominstallaties

V de e ek i che aa i g a de f -
 i a ie e ee e ge de ch if-
e ge a ee d 5- ig CEE- c ac
 de aa geb ach , da ich i ee d ge
i e b e he e g ea b i d (3/N/PE 230/400 V).

ATTENTIE! A eke i ge e de i a a-
ie ge a ee a age eke i ge f eke-
i ga a e e C-ka ak e i iek de geb ik .

Montage van de regeling (niet bij de compli 300)

De ege aa ag a ee i d ge i e b-
e he e g ea de geb ik e de beh i g e eed ge e e b i e. De ege aa e g akke ijk ega ke ijk ij , da e k e ee c e ge ijk i . H ge ch ch igheid e c de-
a ie k e de ege aa be chadige .

Schakelniveaus

De i -e i chake e e ij i de fab iek i ge e d de a daa i aa h g e a de be effe de i a a ie.

A ee a de e i aa h g e i , e he i chake e ie defi i e (ie bij de c i 300), a de ka di i be [aade ge a e eide e ee e g -
i g i de i aa .

De ege aa e de a de e chake e he a a (+ 2), e bij d bbe e i-
a a ie k de iekbe a i g (+4), da a a i ch die de ee k g ig -
ie i.

Inschakelniveau opnieuw definiëren (niet bij de compli 300)

Schake de i a a ie ijde ijk i , e de ha d-0-a a i ch- chake aa OFF De aa a i g a he i chake e i d aa i de d e a a ge i e e K1F aa de ech e ijka a be g i g. Ve -
ijde ijde ijk de a a a i ch ee aa aa a afk e-
i g. E i d gee di ec e i g e di g
 aa .

O de a a ge i e e be i de ich d ie edje , die e P1 - P2 - P3 ij aa gege e .

- P1 = Diag ef ci e
- P2 b a d = Wa e ei ig b e he i-
chake ea aa g de he i-
chake ea
- P3 b a d = Wa e ei heef he i cha-
ke ea be eik

V de e e a k a de de ka
 de i aa e a e . A ee P2 ag b a-
de , a k P3 b a d e he ee e a-
de de bijge e d.

D aai de k ei e e ch ef de P1 a
ee age e de k k ee. D de
 e i a k de he i chake e
aa he ee aa b e k e. B a d P3 da g eed , d aai da de e ch ef g ee a ag e de k k ee e d de
 e ie de .

He haa di ce e a g a P3 ie
ee b a d, d aai de ch ef da ee
 ich ig ege de k k i , a P3 e
gaa b a de . He i chake i i ge-
e d.

Alarminstallatie

S i g e di ge de e ee
a ak e ch ee gege e . He a he
 e afha ke ijke a daa da a
e d a i ge a de (d
edje, ie bij de AD 00 e c i 300). Te-
ge ijke ijd k i k e ee ge eg ee d ak e -
i ch a a ig aa . Di ak e i ch ig aa
ka d he e e a de i g f ge-
i he a ge ee de i ge chake d.

I de age ca ie gee ak e i che c e a de i g e di g ge ijk, da ka he a a ig aa ia he e e i-
aa ije c ac (k e 40 e 41) aa de i aa (bij c i 300 i de ekke) de f ge eid. He e kc ac a de e e i g i a e 5A / 250V AC be a baa . He c ac e e ich a heff-
fi g a de i g.

Accu voor alarminstallatie (niet bij de compli 300)

De a daa da a i a a ie i afha ke ijk a he e ek ici ei e - da i egge i he ge a a ee i g ka gee h g a e a a de gege e . Q de a a i a a ie k ijde ee i g i e ki g e h de e ee acc de geb ik . He d ich ige dek e. e e e. De acc de aa i k aa-
i e e de daa be de aa e ige kabe bi-
de be e ige . De e ka he a a e bij c i a a ged e de gege e 1 a i i ie .

Nada e ee i , d de acc a -
 a i ch ge ade . Ee e acc i bi e
gege e 24 ee bed ijf k aa , ee - edige adi g d a gege e 100 be eik .

He f c i e e de acc ege a ig c e e e! Daa e de e a i g i-
chake e e ee h g a e di g i -
e e. He e a he ge id a a ag ged e de ee aa a a i e ie e k-
baa af e. De e e d bed aag gege e 5 jaa . De i geb ik eda de acc e e e e e a 5 jaa i g e a ge .

A ee ee 9V-acc geb ike ! Bij geb ik a d ge acc be aa i ffi g ge aa .

Bedrijfsurenteller

O i ee ka ee bed ijf e e e i de ege aa de ge a (ie, bij de c i 300). Hie e de aa i i ge a de bed ijf-
e e e gege e 8 i k e e de i e aa BSZ i de 4 b e eke . I die a he ee i chake e a de i a a ie ie d ee gege e e de e e 180 de ged aaid.

Intern alarmzoemer uitschakelen.

Ge.d. 4ie.u44 de c4 .i 300. De.de ege.de j. .e (BRX/BRX1) egha.e4. O.da. de .ekke 4ie.k ij. aak., de j. .e 4.4ie 4. ee4.i4.a4 de 2-.4.ige c444ec.4 .aa.e4.

Externe alarmzoemer (toebehoren)

He.d44 ich.ige dek e.a4 de ege.aa 4.e-4e4.

O. de k.. e4 "S +" e4 "S-" ka4 ee4 e. a, a.a.e ak4e.i che 12 VDC/ i.- chake.aa . e. ee4 . 44 .de b ik.a4. a . 30. A 4 de4 aa4ge .4.e4. De i4.e 4e a.a. 4e-. e ka4 4aa ke e 4 de4 i4ge chake.d 4f i.ge chake.d.

Bij de c4 .i 300 ka4 ee4.a4 he. e.ek. ici-.ei. 4e. e k 44afha4ke.ijk a.a. a. .4ebe-h4 e4 4 de4 g. 44.ee d, ee4. 44.age-.4e.je i aa4 e ig 4. de.a4k.

In dubbele systemen: Extern 230V knipperlichtje of waarschuwingslampje (toebehoren)

230V . .je. a .1A) 4. k.. e4 N e4 41 aa4 . i.e4.

Ge 4.ee de d aadb g.a4 k.. U 4aa 40 aa4b e4ge4. De . 44 k i4g 4 d. d44 F1 be.ei.igd.

De i4 .eekb g BRX2 a. .4.g. i4 .e.e4: K4.e ich.je: 44de BRX2 e. a-4e.. ===)
Waa ch i4g . je. e. BRX2 (k4.e e4d _ _ _).

GEBRUIK

Proefdraaien en functiecontrole

1. He. ei4igi4g . ik 4. de.a4k 4.e4e4.
2. Sch if i4 de i4.aa.- e4 d k.eidi4g 4.e-4e4.
3. I4 .a..a.ie 44de .a444i4g e..e4, d aai-.de.d ee ga.e i4 de ga.e4 h4 de4.
4. Ta4k.4. he. i4 chake.4.ea .4 ..e4.
5. De .44 . chake. ich e.f 4 i4 e4 de .a4k 4 d. ge.eegd. He. .44 .. 4ce .4a de ei4igi4g 4.e.i4g.4.ge4.
6. De.4..e .a4 de.4.ea chake.i4g. e. de ha4d .a4g a. b.e4 he. i4 chake. 4. .i.e4.da. he. a.a. afgaa..
7. Rei4igi4g 4.e.i4g ee. e. . ik e4 afdich.i4g af . i.e4.
8. Aa4 de ha4d.a4.e chi..4de chake.c - c.i de afdich.i4ge4.a4 de.a4k, de i. -.i4g e4 de .eidi4ge4 c44. 4.e e4.

Automatische stand

De a.44 a.i che .a4d i de 444. a.e .a4d .a4 de i4 .a..a.ie. Hie.4e. 4e. de. i4 e.-chake.aa i4 de .a4d "A.44 a.ik" (a.4-. a.i ch) 4 de4 ge e.. Via de ge 4.eg ee de 4.ea chake.i4g 4 d. de .44 . aa4 de ha4d.a4 he..4ei.4f.4.ea i4 de.a4k i4-e4 i.ge chake.d. De e ki4g.a4 de .44 . (bij de c4 .i 300 bed ijf ge eedheid) 4 d. aa4gege.e4 d44 ee4 g 4e4 edje.

ATTENTIE! Bij i. 44de .ijk g 4.e h4e.ee.he-de4 aa4.4e (bij.4 .egi4g.a4 ee4 . bad) . 4e. de ch if i4 de i4.aa. 4.de 4 de4 4ee ge.a.e4, da. de .44 .i4 .a..a.ie i4 de 44. a.e chake. .a4d b.ijf. e ke4 (gee4 c44.i4 e d aaie4, a4de be .aa. e ka4 4. 4.e.e hi..i4g.a4 de .44 . 44).

Handbediening

De .i. e. chake.aa i4 de .a4d "Ha4d" e. .e4. De .44 . e k. 4 c44.i4 e e4 44afha4-ke.ijk.a4 he. af.a. a.e 4.ea . He. .44 . e4 . 4e.e4 daa 4 .4ia de ei4igi4g 4.e.i4g i4 de ga.e4 4 de4 geh de4.

Stopzetten

De .i. e. chake.aa i4 de .a4d "0" e.e4, de .44 . i 4 .i.ge e.. De a.a. i4 .a..a.ie i ge 444 ee geb ik k.aa .

V44 e.a a.ie e4 44de h4 d - e k ap. hede4 aa4 de ege.aa 4f de .44 . 4ie. .a4d "0" geb i-ke4.. aa de .ekke i. he. .4. c44.ac. . ekke4.

Inspectie

O. de bed ijf eke heid.e ga a4de e4. 4e. aa4de.ijk ee4.i e.e i4 .ec.ie.a4 de i4-.a..a.ie .aa. .i4de4.. e. i4beg i.a4 de .ijde bi4di4ge4.

ONDERHOUD

Wij ade4 aa4 he. 44de h4 d i. .e.4e e4 c44f4. EN 12056-4.

O. ee4.e. a4e4.e 4.e a.i44e.e be 4 - baa heid.a4 i4 .a..a.ie.e ga a4de e4, ade4 ij aa4 ee4 44de h4 d c44. ac. .e . e4.

He. 44de h4 d.a4 de feca.i 4-.44 .i4 .a..a.ie e4 de. aa. ege.e4 . i4 .a4dh4 di4g. 4e.e4 4 de4 i.ge4de d d44 ge.ecia.i ee de.ak. e4-e4. e.. e4.4 e4.a4 3. aa4de4 i4 be-d ijde4, 6. aa4de4 i4 a.4.a.. e4.geb - e4 4f 12. aa4de4 i4 ee4ge i4 444i4ge4).

V44 afgaa4de aa4 a.e e k ap. - hede4 de i4 .a..a.ie 4 k4.e.e4.a4 he. e.ek. ici.ei. 4e. e4 e.44 4 - ge4 da. de i4 .a..a.ie 4ie. d44 a4-de e.e 44e4 4.4ie 44de .a444i4g ka4 4 de4 ge e..

S.ekke e4 bbe .a4g 4. e-cha4i che e4 ch. i che be cha-digi4g c44. 4.e e4. Be chadigde 4f gek4ik.e .a4ge4 4f .eidi4ge4 . 4e. e4 4 de4.de.a4ge4.

Wij ade4 aa4 4 bij 44de h4 d de.44 ge4de e k ap. hede4 i.. e4e:

1. De.de bi4di4ge4 4. .ekkage c44. 4.e e4 d44 de 4 ge.4.g.a4 de i4 .a..a.ie e4 de a.. a. g4ed.e 44de 4eke4.
2. Bedie4e4.a4 de ch if; c44. 4.e e4 4f de e 4e.e be eeg., i4die4 44dig aa4-.a e4 e4 i4.e..e4.
3. O.e4e4 e4 ei.4ige4.a4 de.e g .44 - b.4kke i4g, c44. 4.e.a4 . aa. i4g e4 k4-ge. (k. .).
4. Rei4ige4.a4 de .44 . e4 di ec. aa4ge-4.e4 .eidi4ge4; c44. 4.e.a4 de aaie e4 de age .

Ve.e4 aaie k 44e4 che .e a4de4 hebbe4.

5. O.iec44. 4.e, i4die4 44dig bij. e4 4f.e-.e e4 (i4die4 ee4 4.iek. e aa4 e ig i).
6. Bi44e4 ei4igi4g.a4 de.a4k (i4die4 44dig 4f bij .ecia.e ei e4), bij.e.e.e ijde e4.
7. C44. 4.e e4.a4 de.4e .a4d.a4 de.e - . e.a4k.
8. O. de 2 jaa de i4 .a..a.ie. e. a.e d44 .4e.e4.
9. C44. 4.e.a4 he. e.ek. i che gedee.e.a4 de i4 .a..a.ie. De ege.aa e.f i 44de-h4 d.4 ij. aa. 4ch e ee4 acc ij4 i4geb4 d, da4. 4e. die ege. a.ig 4 - de4 gec44. 4.ee d 4. e ki4g. Daa.4e bij ee4 .a444i4g 44 ga. aak.e i4 .a..a.ie de.4..e i4 de.a4k 4.i.e4.4.e ee4 h44g a.e a.a. k.i4k.. Daa 4aa .4e. de.4..e i4die4 44dig 4 de4 ge ei4igd.

Na.4.44ii4g.a4 de 44de h4 d e k ap. - hede4 ka4 de i4 .a..a.ie 4a 4efd aaie4 ee i4 geb ik 4 de4 ge4 e4. Va4 he. 44de h4 d. 4e. ee4.e .ag 4 de4 ge-aak. e.e. e.di4g.a4 a.e i.ge4e de e k ap. hede4 e4 de e e4.i.e gegce4 .

Oliecontrole

(Ge.d. a..ee4.444 08/2-, 25/2- e4 35/2-i4 .a..a.ie) Ee . 4 de4 de e ka4. ch 4e.e4 4f i4b ch 4e.e4 44d de .44 . 4 ged aaid e4 de .44 . 4 d. da4. e. de aaie .a4 de .a4k gehaa.d. De.. e4 af.a. 4.e4i4g.a4 de 4.iek. e 4 d. d44 de af . i. ch 4ef "." (4.ie) 4aa b i.e4.4e afgedich.. Te c44. 4.e .a4 de 4.iekee i4gafdich.i4g 4 d. de 4.ie i. de 4.iek. e.k e. i4beg i.a4 de e.e-e4de h4e.ee.heid afge.a. e4.e. . e.d i4 ee4 ch44e. aa.beke .

A. de 4.ie.e.e. e4gd i. e. a.e i. e.-kach.ig i i. 4e. de 4.ie 4 de4.e.e .. Na 44g ee4 300 bed ijf e4. a .ech-.e 4a 6. aa4de4., 4.4ie c44. 4.e e4! I de 4.ie.e.e. e4gd. e. 4 e. a.e a. .e 44. ei4igi4ge4., da4. 4e. 4aa . de 4.ie 44k de g.ij i4gafdich.i4g 4 de4.e.e - .a4ge4. O. de 4.iek. e .e be ake4, ka4 44k ach.e af de e.ek. 4de.a4 44 afdich.i4g c44. 4.ea.a aa. "DKG" i4 .aa. .a4 de af . i. ch 4ef "DKG" 4 - de4 g. 44.ee d.

Olieverversing

(Ge.d. a..ee4.444 i4 .a..a.ie. e. de.44 . - .. e 08/2, 25/2 4d 35/2) Te beh4 d.a4 ee4 be. 4 ba e e ki4g. 4e. 4a 300 bed ijf e4 de 4.ie.444 de ee .e. aa. 4 de4 .e.e .e4 daa 4a 4a e.ke 1000 bed ijf e4. Bij. i4de bed ijf e4. 4e. .e4. i4 .e ee4 aa.. e jaa de 4.ie 4 de4.e.e .

W[illegible] d[illegible] af[illegible]a[illegible] a[illegible]e[illegible] e[illegible] e[illegible] k[illegible] ch[illegible] e[illegible]de addi-[illegible]ie[illegible]e[illegible] afge[illegible]e[illegible] d, da[illegible] [illegible]e[illegible] de [illegible]ie[illegible] e[illegible] [illegible]a-[illegible]e[illegible]a[illegible] k[illegible] e[illegible] e[illegible] e[illegible] [illegible] e[illegible] [illegible] de[illegible]e[illegible] e[illegible].

V[illegible] de[illegible]e[illegible] i[illegible]g[illegible]a[illegible] de [illegible]ie i[illegible] de [illegible]ieka-[illegible] e[illegible] [illegible]e[illegible] h d a[illegible] i che HLP-[illegible]ie[illegible]a[illegible] c[illegible]-[illegible]ei[illegible] k[illegible]a[illegible] e 22[illegible] 46 [illegible] de[illegible] geb[illegible] ik[illegible], bij-[illegible] bee[illegible]d DTE 22, DTE 24, DTE 25[illegible]a[illegible] M[illegible]bi[illegible].

De[illegible] h[illegible]e[illegible]ee[illegible]heid bed aag[illegible] 380 [illegible] [illegible] de M[illegible] iC[illegible] [illegible] [illegible]e[illegible] UC 08/2 M e[illegible] 25/2 M e[illegible] 1000 [illegible] [illegible] de M[illegible] iF ee[illegible] [illegible] [illegible]e[illegible] 25/2 BW e[illegible] 35/2 BW.

De [illegible]iek[illegible] e[illegible] ag a[illegible]ee[illegible] [illegible] de[illegible] ge[illegible] [illegible] e[illegible] de aa[illegible]gege[illegible]e[illegible] h[illegible]e[illegible]ee[illegible]heid [illegible]ie. Te[illegible]ee[illegible] [illegible]ie ka[illegible] eide[illegible] [illegible] defec[illegible]e[illegible] aa[illegible] de[illegible] [illegible].

Controle van de snijspleet

(A[illegible]ee[illegible] [illegible]a[illegible] [illegible]e[illegible]a[illegible] i[illegible]g[illegible] [illegible] [illegible] [illegible]e[illegible] e[illegible] ee[illegible] [illegible]ij[illegible] ie[illegible]). E[illegible] [illegible]e[illegible] [illegible] de[illegible] gec[illegible] [illegible]ee d [illegible]f beh i i[illegible]g ch [illegible]e[illegible]e[illegible] [illegible]a[illegible] de[illegible] [illegible] [illegible] e[illegible] de [illegible]e bi[illegible]di[illegible]g - e[illegible] be[illegible]e[illegible] igi[illegible]g b[illegible] [illegible]e[illegible] [illegible]a[illegible] de i[illegible] [illegible]a[illegible]a[illegible]ie g[illegible]ed[illegible]a[illegible] [illegible]e[illegible], e[illegible] i[illegible]die[illegible] [illegible]dig [illegible]e[illegible]e[illegible] e[illegible] [illegible] de[illegible] aa[illegible]ged aaid.

Bij af[illegible]e[illegible]d debie[illegible], [illegible]e[illegible]e[illegible]d [illegible]a aai bij geb ik [illegible]f af[illegible]e[illegible]d [illegible]e[illegible] [illegible]ge[illegible] (b[illegible]kkee - [illegible]eigi[illegible]g[illegible]a[illegible] de[illegible] [illegible]), [illegible]e[illegible]e[illegible] de aaie e[illegible] he[illegible] [illegible]ij echa[illegible]i[illegible] e d[illegible] ee[illegible] [illegible]ecia[illegible] [illegible] [illegible]ij[illegible]age [illegible] de[illegible] gec[illegible] [illegible]ee d e[illegible] e[illegible]e[illegible] ee[illegible] [illegible]e[illegible]a[illegible]ge[illegible].

Me[illegible] ee[illegible] ge chik[illegible] h[illegible] idde[illegible] [illegible]a[illegible] bij[illegible] - bee[illegible]d ee[illegible] [illegible]e[illegible] [illegible] aa[illegible] ka[illegible] de [illegible]ij[illegible] ee[illegible] - e[illegible] de [illegible]ij[illegible] [illegible] e[illegible] de [illegible]ij[illegible] aa[illegible] [illegible] de[illegible] ge-[illegible] e[illegible]. Ee[illegible] [illegible]ij[illegible] ee[illegible] [illegible]a[illegible] ee da[illegible] 0,2[illegible] [illegible] [illegible]e[illegible] [illegible] de[illegible] e[illegible] ggeb ach[illegible].

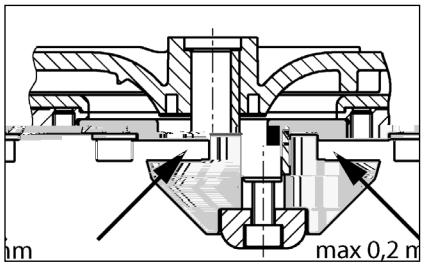

Instellen van de snijspleet

(A[illegible]ee[illegible] [illegible]a[illegible] [illegible]e[illegible]a[illegible] i[illegible]g[illegible] [illegible] [illegible] [illegible]e[illegible] e[illegible] ee[illegible] [illegible]ij[illegible] ie[illegible]).

1. De [illegible]ij[illegible] [illegible] [illegible] e[illegible] ee[illegible] [illegible] k h[illegible] [illegible] b[illegible]kke e[illegible] e[illegible] de ce[illegible] a[illegible]e i[illegible]b ch [illegible]ef e[illegible] [illegible] ch [illegible]e[illegible]e[illegible].

2. De [illegible] [illegible]e[illegible], de [illegible]ij[illegible] [illegible] e[illegible] ee[illegible] [illegible]a[illegible] i[illegible]g [illegible]e ijde e[illegible] e[illegible] [illegible]e[illegible] [illegible]ge[illegible] de [illegible] [illegible]e[illegible] e[illegible] de [illegible]ij[illegible] [illegible] ee[illegible] e[illegible] [illegible]aa[illegible] e[illegible].

3. De [illegible]ij[illegible] [illegible] [illegible] e[illegible] ee[illegible] b[illegible]k h[illegible] [illegible] b[illegible]kke e[illegible] e[illegible] [illegible] e[illegible] de i[illegible]b ch [illegible]ef ee[illegible] [illegible]a[illegible] ch [illegible]e[illegible]e[illegible] (aa[illegible] e[illegible] [illegible] e[illegible] 8 N[illegible]).

4. C[illegible] [illegible]e e[illegible] [illegible]f de [illegible]ij[illegible] [illegible] [illegible] ij ka[illegible] be e-ge[illegible] e[illegible] de [illegible] ee[illegible] [illegible]ie [illegible] e[illegible] [illegible] a[illegible] 0,2 [illegible] [illegible]).

I de [illegible]ij[illegible] ee[illegible] [illegible]g[illegible] eed[illegible] e g[illegible] [illegible] [illegible]e ijde da[illegible] [illegible]g ee[illegible] [illegible]a[illegible] i[illegible]g. De [illegible]a[illegible] e[illegible] 1-[illegible] [illegible]e[illegible] e[illegible] [illegible] de[illegible] he haa[illegible]d.

BEKNOPTE HULP BIJ STORINGEN

De installatie loopt niet

Ne[illegible] [illegible]a[illegible] [illegible]i[illegible]g, eke i[illegible]g e[illegible] [illegible] [illegible] [illegible]de - b eke c[illegible] [illegible]e e[illegible]. Defec[illegible]e eke i[illegible]ge[illegible] a[illegible]ee[illegible] [illegible]e[illegible]a[illegible]ge[illegible] d[illegible] eke i[illegible]ge[illegible] [illegible] e[illegible] de e[illegible]fde [illegible] i[illegible]a[illegible]e aa de[illegible]. Bij he haa[illegible]-de[illegible]ijk [illegible] k[illegible]a[illegible] [illegible]e[illegible] [illegible]a[illegible] de eke i[illegible]g ee[illegible] e[illegible]ek[illegible] [illegible] [illegible]e [illegible]f de k[illegible]a[illegible]e[illegible]die[illegible] [illegible]a[illegible] de fab iek be[illegible]e[illegible].
De i[illegible]e [illegible]e[illegible] age g[illegible]a e[illegible] eke i[illegible]g[illegible]a[illegible] 2 A[illegible] de 230/12V- ege[illegible] af[illegible], [illegible]7[illegible] MJ[illegible] De e[illegible]fde [illegible] [illegible]ijke[illegible]10aa T d 8 0 0 8 372.1826 6583[illegible] ag]TJ

USO

Le [illegible]a i[illegible]i di [illegible] e[illegible] ac[illegible] e ef[illegible] e c[illegible] [illegible]i [illegible] e [illegible] [illegible] ce[illegible]ica[illegible] e-c[illegible]d[illegible] a[illegible] [illegible]gia LGA e [illegible] i[illegible]dica[illegible] e [illegible] i[illegible] [illegible] e[illegible] di ac[illegible] e di ca ic[illegible] da bag[illegible]i e [illegible] i[illegible]a[illegible]i, [illegible]ch[illegible] di ac[illegible] e [illegible] che d[illegible] e [illegible]i-che c[illegible] i [illegible] e c[illegible] [illegible].

I e ba[illegible]i [illegible] e gibi[illegible] e [illegible]a[illegible] a [illegible] a . di 2[illegible] .c.a e [illegible]a d a[illegible] a [illegible] a di 7 gi[illegible] [illegible]i.

I c[illegible] a[illegible]d[illegible] [illegible] e gibi[illegible] a[illegible] e i-[illegible]e[illegible] ag[illegible] chi i di ac[illegible] a ec[illegible]d[illegible] a IP 44.

I[illegible] ca [illegible] di i[illegible] a[illegible] a i[illegible]e ec[illegible]d[illegible] e di [illegible] i-i[illegible]i e di [illegible] c[illegible]f[illegible] e, i c[illegible] a[illegible]d[illegible] [illegible]ddi fa i e [illegible] i [illegible] di [illegible] e i[illegible]e de[illegible] a di e[illegible] EMC 2014/30/EU ed[illegible] id[illegible]e[illegible] e [illegible] [illegible] e [illegible] e d[illegible] e [illegible]ic[illegible] de[illegible] a e[illegible] e di a[illegible] e[illegible] a i[illegible]e e e[illegible] i-ca[illegible] bb[illegible]ica. I[illegible] ca [illegible] di c[illegible]eg[illegible] e[illegible] ad [illegible]a e[illegible] e i[illegible]d [illegible] ia[illegible] e a[illegible]i[illegible] e [illegible] di [illegible]a fabb ica c[illegible] [illegible]a[illegible] e[illegible] a i[illegible]e di c[illegible] e[illegible] e[illegible] [illegible]e[illegible]ie[illegible]-[illegible]e da [illegible] a f[illegible] a[illegible] e di a[illegible] a[illegible] e[illegible] i[illegible]e ade-g a[illegible] i d[illegible]e c[illegible] ide a e [illegible]a e i [illegible] a a[illegible]e i[illegible] e fe e[illegible] e i[illegible] fficie[illegible] e.

Pe [illegible] de[illegible] e [illegible] a i[illegible]i i d[illegible] i [illegible] e[illegible] a e[illegible] e a[illegible] e eggi, [illegible] a[illegible] e [illegible]a i[illegible]a i e [illegible] e di e[illegible]-[illegible] e [illegible]ca[illegible]i, ad e .

- S[illegible] a i[illegible]i di [illegible] e[illegible] ac[illegible] e ef[illegible] e [illegible] e i[illegible] d e[illegible]aggi[illegible] di edifici e[illegible] e [illegible]i ag ic[illegible]i (ad e . i[illegible] E [illegible] a EN 12050 e 12056)
- Rea[illegible] a i[illegible]e di[illegible] [illegible]ia[illegible] i e[illegible] ici a ba a [illegible] e[illegible] i[illegible]e (ad e . i[illegible] Ge[illegible] a[illegible]ia VDE 0100)
- Sic e a e[illegible] e i [illegible] e a[illegible] (ad e . i[illegible] Ge - [illegible] a[illegible]ia Be[illegible] SichV e BGR 500)
- Sic e a i[illegible] [illegible]ia[illegible] i di ca ic[illegible] de[illegible]ac-[illegible] a (ad e . i[illegible] Ge[illegible] a[illegible]ia GUV-V C5, GUV-R 104, GUV-R 126)
- [illegible] [illegible]ia[illegible] i e[illegible] ici e[illegible] e i [illegible] e a[illegible] (ad e . i[illegible] Ge[illegible] a[illegible]ia GUV-V A3)
- A[illegible] idef[illegible]ag a i[illegible]e EN 60079-0, EN 60079-1, EN 60079-14, EN 60079-17 e EN 1127-1

Dotazione

- Se ba[illegible]i[illegible] c[illegible] [illegible] a(e) e f[illegible]a[illegible]gia di e - aggi[illegible] e aff[illegible] [illegible]
- Rid[illegible] e DN 150 / DN 100 e c[illegible] [illegible] i 500 e 1000
- Ma[illegible]ic[illegible] c[illegible] e[illegible] e [illegible] a[illegible] e[illegible] i[illegible] a i[illegible]e (c[illegible] [illegible] i 1200 c[illegible]eg[illegible] e[illegible] i e[illegible] ici c[illegible] fa ce[illegible] e)
- F[illegible]a[illegible]gia di c[illegible]eg[illegible] e[illegible] e i[illegible]ea di[illegible] a[illegible]-da[illegible] a
- C[illegible]eg[illegible] e[illegible] e[illegible] ic[illegible] c[illegible] fa ce[illegible] e [illegible] a i[illegible]ea di[illegible] a[illegible]da[illegible] a
- G a[illegible]i i[illegible]i a [illegible]i[illegible]a [illegible] e a[illegible] [illegible] a a[illegible] e - b a[illegible]a[illegible] a[illegible] a e[illegible] a[illegible] aff[illegible] [illegible] DN 50
- Ma[illegible] e ia[illegible] e di fi aggi[illegible] e i[illegible] e ba[illegible]i[illegible]
- Va[illegible] a di [illegible] i[illegible] [illegible] e a i[illegible]ea di[illegible] a[illegible]-da[illegible] a (c[illegible] [illegible] i 300, 500, 1000 e 1200)
- C[illegible] a[illegible]d[illegible] ([illegible] c[illegible] [illegible] i 300)

Tipo di funzionamento: Funzionamento al-

di…4 i 44…. e4…4. Li… b4…i a…4e…, a…ica 4e…a i4ea di c4…ega… e4…4…. ca a e…4-b… i di ca ic4 e i…ag44. Pe …a e i. i-…ag44, fia…a e a i4ea di aff… 4 4e…4 …4 …i… a…4. La i4ea di…e4…i.a i44e…, e e e c4…ega…a a…a…e4…i.a i44e de… e ba…4i4.

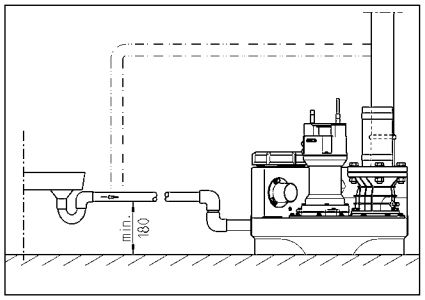

COLLEGAMENTO ELETTRICO

S4.4 4 e.e… ici…a e…e…4 …, e eg i e i4…e…e4…i e.e… ici a…a …4 …a, a…a …i4a 4 a…c4 a4d4.

P…i a di …a…ia i…4 4 …acca e a …i4a de…a …a i44e i4… 4d4 che a …a i44e 444 …4 a e e e… e 4 4…4…e4 i44e da a…e…e 44e.

ATTENZIONE! N44…i … e ge e… ai i4 ac…a…a …i4a! L'e…e4…a e…e…4e… a i44e de…'ac…a…, ca a e g a…i e da444i.

Ri…e…a e .e 44…, e…a.ide (ad e . EN), e di-e…4e 4a i44a.i (ad e . VDE) e .e 44…, a…4e de…e c4…ag4ie di f4 4i… a e.e… ica 4ca.i.

O e…a e a…e4 i44e d'e e ci i4 …ede e …a ghe…a ide4…ifica…a)!

Le …a i44i 444 d4…a…e di c4…, …a i44e di …e…4 che a…4…a444 4 di a…4…a444 a…4…-…a a ec444da de…4…e di ac…a. l. eg4a.e ac…ic4 de…i …ia4…4 di a…a…, e i4…eg a…4 eg4a.a a…4 e e4 a di 4'a44… a.ia di f4-i444…, e4…4 a4che e …, e…a…. 4 4…4…, …4-a4ea.

Se a…4…a …a i…. i ca.da…a, a.i…e…, 4 …a…4 di a…4…gi e4…4 a …eg4e. P…i a de…a i-4. i44e de…a ca a de…'a44… a.ia, i d…e …acca e a …i4a…4ich… i4 ca 4 c4…4…, a i4 a …4…4 …a…4…, ebbe ia…4…a i a…444…, …, e4…e d4…4 i. aff edda…, e4…4. N44…4…. 4a eg4a-a i44e di e…a de…'a44… a.ia.

Stazioni a corrente alternata

La …a i44e…4 …, e e e c4…ega…a 4.4 ad 4a …4 e a i4 …a…a…a ec444d4 .e 44…, e, a …a.e i…4…a i4 4…, bie4…e a ci…4 a. di …4 a de…4…e…4 di i…ag44 e…4 e4…a c444 4 f i-bi.e da 16 A (i4e…e).

Stazioni a corrente trifase

Pe i. c4…ega…, e4…4 e.e…ic4 de…a …a i44e di 4.e…4, e4…4 i d…e…4…ede e 4a…4 e a CEE da a 5…4.i i4 …a…a…a ec444d4 .e 44…, e, a …a.e d…e…e…4a i i4 4…, bie4…e a ci…-…

…4 a. di 4…4 a de…4…e…4 di i…ag44 (3/N/PE 230/400 V).

ATTENZIONE! C4…, e…4 ef ibi.i…e .a …a-i44e i d…e444 …i.i a e 4.4 f ibi.i i4e…i 4 di…4 i…4…i a…4, a…ici c44 ca a…e i…ica C.

Montaggio del comando (non compli 300)

Me…e e i.4 f 4 i44e i. c4…, a.d4 4.4 i4 …-bie4…i a ci…i a. di 4…4 a de…4…e…4 di i…a-g44 e…4e e .'a…4ggia…, e4…4 …4 …4 e chi 4. I. c4…, a.d4 d…e…e e e be4 acce ibi.e af-fi.ch… ia …4 …4 e…4 ibi.e 4 c44…4.4. L'e-…e…a…, idi… e .a c44de4 a…4 444 da4-4eggia e i. c4…, a.d4.

Livelli di commutazione

I…4 …i di a…4…a i44e e di a…4…a i44e 444 i…4 …a…i da .a fabb ica…e .'a…e a di af-f… 4 …a4da d de…a e.a…4…a …a i44e.

Se i d…e…e e.e i44a e 4'a…a a…e a di aff… 4, idefi4i e i.…4 di a…4…a i44e (444 c4…4 …i 300)…4ich… i4 ca 4 c44…, a i4 4e.'af-f… 4 i…4…e ifica e 4 i…ag44.

G.i a…i…4 i di c4…, …a i44e…e .'a…, e (+ 2 …) e i. ca ic4 di…icc4 (+4 …)…e g.i …i…ia4…i d4…i…e4g444 e…4 …4 …a…i a…4 a-…ica… e4…e da c4…, a4d4.

Ristabilire il livello di attivazione (non compli 300)

Cicalino di allarme esterno (accessori)

Av ie 4 v4 e4 a v a e4e de c a4d4.

Ai 4 e i S+E e S- v4 ibi e c4 ega- e 4 a 4 a d 4 e di eg4a e ac ic4 v a a 4 a 12 V DC c44 4 a 4 bi e4 4 di c4 e4e di a . 30 A. I cica i44 di a a- e i4 e 44v e e ea 4 di a 4 a ce a.

C44 i c v i 300 v4 ibi e 44 a e 4 a- a e i4d v e4de4e da a e c v e- 4 i4, e ba 4i4 v e e4e 44 4cc4 4 di 44 aggi4.

In caso di impianti doppi: Spie di allarme o lampeggianti esterne a 230 V (accessori)

C4 ega e a v ia a 230 V a . 1 A) a 4 - e 4 N e 41.

I4 e ie 4 v e i a ida 4 e4 U d v4 40. I ci i v4 e4 da F1.

4 v a ei 4 v e BRX2 c e eg e:
S ia a v eggia4e e4 a BRX2 v e a e4e ===)
S ia di a e e4 a c44 BRX2 a v eggia4e).

FUNZIONAMENTO

Funzionamento di prova e verifica del funzionamento

1. A v ie i. c v e chi4 div i ia de e ba 4i4.
2. A v ie a a aci4e ca4e a i4ea di aff. 4 e, a4da a.
3. Me e e 4 4 e4 i44e a a i44e, 4 e- a e i4dica i44e di di e i44e de c a v 4 4 a 4.
4. Ri a v ie i. e ba 4i4 fi44 a. e4e 4 di a- a i44e.
5. O a a v a i a a e 4 a i. e ba 4- i4. O e a e a v 4ced a div v aggi4 a a e 4 a v e a div i ia.
6. S 4 e a e 4 e i v 4 4 di a a i44e i ga eggia4e de a c 4 a i44e di i- e 4 a 4 a e 4 e i4d e 4, fi ch 4 v ia4 4 di a a e 444 ca a.
7. Richi de e a v e a div i ia c44 c v e- chi4 e g a 4i i44e.
8. Ve ifica e a e4 a de e ba 4i4, de e a ba 44i e de e c44d4 e ia4 e di a4 e4 i44i.

Modalità automatico

I f 4 i44a e4 4 a v a ic4 . a 4da 4 a e de a a i44e. A a fi4e i4e a- 4 e a bi ic4 de e e e v 4 a 4 i4 v i44e A a v a ic4 Media4e a c a i44e di e 4 i4eg a a, a v v a e4e a a e di a a a ec44da de e 4 di i id 4e e ba 4i4. I f 4 i44a e4 4 de a v (c44 c v i 300 a 4 di 44 4 v e i f 4 i44a e4 4) e 4 e4 i44e de.

ATTENZIONE! I4 ca 4 di ecce i44a i a 4 di aff. 4 (ad e . d e4aggi4 v i ci4e) a a- aci4e ca4e aff. 4 de e e e i a a i4 4d4 che a a i44e di 4 e a e4 4 c44- i i f 4 i44a e a4che i4 4da di c - a i44e 44 a e (4e 4 f 4 i44a e4 4 c44 i4 4, a e4 e4 v ic4 4 di i- ca a e4 4 de 4 e de a v a).

Modalità manuale

P a e i4e a bi ic4 i4 v 4 i44e . Ma4 a e La v v a f 4 i44a 4 a i4 4d4 i4di e4de4e i ve a a e 4 de ac e ef e i4 f 4 i44a e4 4 c44 i4 4. I v - v aggi4 de e e e 4 e a4 v e a4 a- i e a e a div i ia.

Disattivazione

P a e i4e a bi ic4 i4 v 4 i44e . Li v ia4 4 di a a e v a . a c4 a v 44 ve i f 4 i44a e4 4.

Pe i a4 i di v a a i44e e a4- e4 i44e a c a4d4 4 a a v v a 444 i i a e a v 4 i44e . be- acca e a v e a v i4a da a v e a.

Ispezione

Pe i a4 e4 e4 4 de a ic e a dif 4 i44a e4 4 i de e e eg ie e4 i e4 4 a v e4 4 c44 4 4 i4 de a a i44e c v e4 i- 4 dei c ega e4 idei bi.

MANUTENZIONE

C44 ig ia 4 di e eg ie a a4 e4 i44e ec44d4 e 44 e EN 12056-4.

A fi4e di ga a4 i e 4a ic e a dif 4 i44a- e4 4 d a de a a i44e, c44 ig ia 4 di v a e 4 c44 a 4 di a4 e4 i44e.

La a4 e4 i44e de a a i44e di 4 e a e4 e ac e ef e e i e e a iva a i44e de 4444 e e e eg e da e e a i4 e a i 3 e ie e e e4 c e ecia i, 6 e ie e i c44d4 i4i 4 12 e ie e ca e 4444fa i- ia i).

P i a di a ia i a4 4, acca e a v i4a de a a i44e i4 4d4 che a a i44e 4444 v 4 a e e e 4 4 4 e4 i44e da a e e 44e.

Ve ifica e a e e4 a di da44i chi- ici e ecca4ici a e i4ee i4 b4 di g e a e e v i4e. Le i4ee da44eggia e 4 ega e de 4444 e e e 4 i- ie.

C44 ig ia 4 di e eg ie i eg e4 i a4 i i4 fa e di a4 e4 i44e:

1. Ve ifica e a e4 a dei v 4 i di c ega- e4 4 i e i44a4d4 a bie4e ci c4- a4 e a e a i44i e a e ba i44i.
2. A i44a e a a aci4e ca ifica e i. f 4- i44a e4 4 age4 e, e e4 a e4 e- g4 a e e b ifica e.
3. A e a e v i ia de a a a di 444 i- 4 44; c44 4 4 de a v 4 i44e e de a fe a a a).
4. P i ia de a v a e de a ea 4e e i- edia e i ci4a4 e de a i4ea; e ifica de a gi a4 e e de c ci e 4.

Le gi a4 i a e v 4 444 e- e4 a e b4 di affi a i.

5. C44 4 4 de i4, e ece a i4 abbc- ca e 4 c bia e (e v e e4 e c a d i4).
6. P i ia i4 e 4a de e ba 4i4 (e 4ece a- i4 4 a ec44da di e ige4 e v ecia i) ad e . i 4 e i g a 4.
7. Ve ifica de 4 a 4 de e ba 4i4 di ac- 4 a.
8. La a e a a i44e c44 ac a g4i 2 a44i.
9. Ve ifica de a v a e e ica de a a- i44e. I c a d i4 4 ece i a di a 4 e i44e, a a i e i a a 4 acc a e, ece a i4 c44 4 a e eg4a e4 e i 4 f 4 i44a e4 4. A a i44e v a di e i44e 4 e a e i ga- eggia4 e 4e e ba 4i4 fi ch a a e di ac a a a 444 e e 4 444. Se 4e- ce a i4 v i e i ga eggia4 e.

A e i44e dei a4 i di a4 e4 i44e, i e- e e i4 f 4 i44e a a i44e d v4 a e e- g i4 4a v a di f 4 i44a e4 4. Reda e 4 v 4 c4 4 de a, a4 e4 i44e, i4dica4d4 a i a4 i e eg i e i da ie e4 ia i.

Controllo dell'olio

(Va id4 v e a i44i 08/2, 25/2 e 35/2). Pe v a c4 a e4 g444 a e4 a e e a i a e a eg44a e e a b g4 a i4 4 44 a a v v a e i e a v v a c44 a gi a4 e da e- ba 4i4. L'a v e a di i i4 e4 4 e 4- a e4 4 de a ca e a de 4 i4 de e e e i 4 a da e e 44 c44 a e di chi a . O i4 Pe c44 4 a e 4a e 4 di e4 a, a a4 i e id a di 4 i4 de a ca e a de 4- 4 ie4e ca ica a e acc a i4 4 i i44 v i 4.

Se 4 i4 v e e4 a ac a i4 ecce 4 (a- e4), ece a i4 4 i e 4 i4. C44- a e 4 e4 4 e d 4 a e 300 4 e di f 4 i44a e4 4, a a4 a . d v 4 6 e i!

Se 4 i4 v c4 4 di ac a e a e a e 4 a4 e e a4ee, e a 4 i4 i de e 4 i e a4che 4a4e 4 di e4 a. Pe i c44 4 4 de a ca e a de 4 i4 v 4 ibi e 44- a e, a4che i4 eg i4, g i e e 4di de- 44 a v a ecchi4 di c44 4 4 de a e- 4 a "DKG" i ece de a e di chi a "DKG".

Cambio olio

(Va id4 4 4 v e a i44i c4 4 de i di v - v e 08/2, 25/2 e 35/2). Pe i i v e 4 de a ic e a dif 4 i44a e4 4 i de e e- g i e 4 v i ca bi4 4 i4 d v4 300 4 e di f 4 i44a e4 4 e 4 a 4 ca bi4 4 i4 d v4 1000 4 e dif 4 i44a e4 4. I4 ca 4 di ca 4 4 i e 4 di 4 e dif 4 i44a e4 4 i ca bi4 di 4 i4 de e e e eg i e a e4 4 a a a.

Se ac a di ca ie4e v a c44 i- e f e4 e4e ab e, i ca bi4 di 4 i4 de e e e eg i4 ad i4e a v i b e .

Pe i cp bi4 de'4i4 i de e i i a e 4 4i4 i4e a e id a ic4 HLP de a c a e di i c4 da 22 a 46, ad e . N 4 di ESSO 4 DTE 22, DTE 24, DTE 25 di M4bi.

La a4 di abb4cc4 di 380 e e e e M iC UC 08/2 M e 25/2 M e 1000 e e e e M iF ee 25/2 BW e 35/2 BW.

La cp e a de'4i4 e e e abb4cca a 4 c4 a a4 di 4i4 i4dica a. U4 4 acca ic4 ca a e i g a 4 de a -a.

Controllo del gioco tra taglienti

(Va id4 4 4 e e e e c4 gi a4 e). C4 4 a e a e i i4 4e a da de e i de'a 4ggip e4 4 de a e a e de e i di c4 egp e4 4 e fi aggi4 de'i4 a a i4 4e, i4ge e e 4ece a i4.

I4 ca 4 di id i4 4e de a e4 e4 a di e -aggi4, ap e4 4 de a 4 4 di f 4 i4 4p e4 4 e4 e4 a di i a i4 4e i4 ffi-cie4 e e4de4 a a b 4ccaggi4 de a e a) fa c4 4 a e 4 a 4 di a de a gi a4 e e de g e 4 di i a i4 4e da 4 e e 4 e 4 i i e e 4ece a i4.

C4 4 e4 i e adeg a 4, ad e . 4 4 e -p e 4, e 4 ibi e i a e i gi4c4 a ag ie4 i a i 4 4 e e a e ia a di ag i4. Rid e 4 e e4 a e gi4c4 a ag ie4 i -e i4 e a 0,2 .

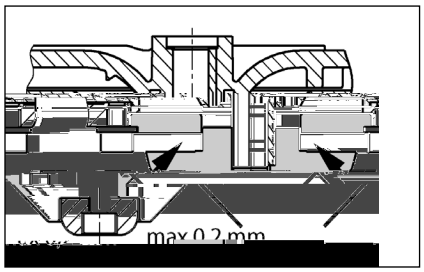

Regolazione del gioco tra taglienti

(Va id4 4 4 e e e e c4 gi a4 e).

1. B 4cca e i 4 4 e di ag i4 c4 4 e 4 di eg4 4 e i a e a i e e ag4 4a e ce4 a e.
2. Ri e e e p e4 4 di e i4 4e, i 4 4 e di ag i4 e 4 di c4 di eg4 a i4 4e, i4di i 4 4 a e e p e4 4 di e i4 4e e i 4 4 e di ag i4.
3. B 4cca e i 4 4 e di ag i4 e e a e 4 4 e e c4 4 a i e e ag4 4a e (c4 e ia 8 N).
4. C4 4 a e a ibe di e4 4 de 4 4 e di ag i4 e i a e 4 e4 e i gi4c4 a . 0,2).

Se i gi4c4 a ag ie4 e ecce i4, i 4 e e 4 a 4 di c4 di eg4 a i4 4e. Ri e e e e fa i 1-4.

PICCOLA GUIDA IN CASO DI ANOMALIE

La stazione non funziona

C4 4 a e e4 i4 4e di e e, f ibi e e a e 4 4 e. S4 i i e i f ibi i dife 4 i 4 4 c4 4 f ibi i c4 4 g i e i a 4 i 4 i4 a i. I4 ca 4 di a i a i4 4e e a, c4 4 a a e 4 e e ici a 4 i e i4 c ie4 i.

I f ibi e a b4 di e 4 i4 e 4 4 2 A i4 e e e i a f4 a 4 e di c4 4 4 4 230/12V, i a 4 4 e e ci a di c4 e4 e a e 4a a 230 V 4 4 4 dife 4 i. U4 f ibi e dife 4 4 de e e e 4 i i 4 4 c4 4 4 de 4 e 4 e 4 e a 4 e.

Li4ea di a e4 a i4 4e da4 4eggia a, 4 i i4 4e 4 4 ad 4 e a de 4d 4 e

C4 a i4 4e ga eggia4 e b 4cca a = chi de e a a aci4e ca de'aff 4, a i e i c4 e chi4 di i ia i e e i b 4ccaggi4.

La stazione non funziona, messaggio di allarme

I e 4 a 4 4e 4 a 4 e de 4 4 e i di a i a 4 4ich a e a b 4cca a = chi de e a a aci4e ca de'aff -4, 4 a e i e ba 4i4, i a e a i4a, 4 4 a e i g e 4 e a e i e e i b 4cc4.

Prestazioni di pompaggio ridotte

Sa aci4e ca 4e a i4ea di a4da a 4 4 4 a e a c4 e p e4 e



Kwalifikacje personelu



INSTRUKCJE BEZPIECZEŃSTWA

UWAGA!

ZASTOSOWANIEH

G[illegible] e d[illegible] c e[illegible]ia e[illegible] ciek feka[illegible] ch c[illegible] i[illegible]adaj[illegible] ce[illegible] fika[illegible] LGA k[illegible] kcji i[illegible]adaj[illegible] d[illegible] e[illegible] a[illegible]ia ciek i[illegible]a.acji[illegible]a.e[illegible] i[illegible]a ciek g[illegible]da[illegible] a d[illegible] eg[illegible] a c aj[illegible] ka[illegible] k ad ie.

Zbi[illegible]iki[illegible] a[illegible]ia[illegible]e[illegible]a[illegible] ak[illegible] a[illegible] [illegible]k[illegible] ż 2[illegible] e[illegible] [illegible]a [illegible]d i[illegible]a c a [illegible]ej 7 d[illegible]i.

S[illegible]e [illegible]ik[illegible]ie je[illegible] a[illegible]ia[illegible], ec je[illegible] ch [illegible]i[illegible] [illegible] ed d ia a[illegible] [illegible]d [illegible] k ej ed g[illegible] [illegible]g IP 44.

Je[illegible]e.i i[illegible]a.acja [illegible]a a k[illegible]a[illegible]a [illegible] a id-[illegible] [illegible] a ek[illegible]a[illegible]acja [illegible]db a j[illegible] g[illegible]d[illegible]ie [illegible] e [illegible]ac e[illegible], [illegible]ed [illegible]e [illegible] [illegible]ik [illegible]e[illegible]ia [illegible] aga[illegible]ia [illegible]ij[illegible]ej D ek[illegible] [illegible] K[illegible] [illegible]a[illegible] bi-[illegible]ci E.ek[illegible] ag[illegible]e[illegible] c [illegible]ej (EMC 2014/30/EU) i [illegible]adaje j[illegible] d[illegible] a[illegible] [illegible] aż g[illegible] [illegible]da-[illegible] ach d[illegible] [illegible] ch jak[illegible] [illegible]dbi[illegible] [illegible]ik[illegible] [illegible]d[illegible] c [illegible] d[illegible] ieci a i.a[illegible]ia e.ek[illegible] c [illegible]eg[illegible]. W[illegible] [illegible]ad-k [illegible]d[illegible] c e[illegible]ia d[illegible] ieci [illegible] [illegible] [illegible] ej [illegible]a [illegible]e e[illegible]ie ak ad [illegible] b [illegible]biek[illegible] [illegible] [illegible] [illegible] eg[illegible] a i.a[illegible]i[illegible] [illegible]e [illegible] a [illegible] [illegible] a[illegible] f[illegible] [illegible]a[illegible] [illegible]kieg[illegible] [illegible]a[illegible]i cia [illegible]a.e[illegible] j[illegible] ic ż [illegible]ie-[illegible]a c aj[illegible] [illegible] [illegible]d[illegible] [illegible] [illegible] cj[illegible] [illegible]a ak ce[illegible]ia.

P[illegible]dc a ek[illegible]a[illegible]acji i[illegible]a.acji [illegible]a.e[illegible] [illegible] e-[illegible] egaż[illegible] e[illegible]i [illegible] a a i[illegible]i[illegible] k aj[illegible] ch [illegible] a [illegible] e[illegible]i [illegible]ka[illegible] ch, jak [illegible]a[illegible] k ad:

- P[illegible] [illegible] [illegible]ie ciek [illegible] [illegible] a[illegible]e ka-[illegible]a.i acji b d[illegible]k i d ia ek ([illegible]. E [illegible]-[illegible]ie EN 12050 [illegible] a 12056)
- B d[illegible] a i[illegible]a.acji [illegible]i kieg[illegible] [illegible]a[illegible]i cia ([illegible]. Nie[illegible] c ech VDE 0100)
- Be[illegible]iec eń[illegible] [illegible] [illegible]d eź i [illegible]dk [illegible] a-c ([illegible]. Nie[illegible] c ech Be[illegible] SichV [illegible] a BGR 500)
- Be[illegible]iec eń[illegible] [illegible] i[illegible]a.acji ka[illegible]a.i ac j[illegible] ch ([illegible]. Nie[illegible] c ech GUV-V C5, GUV-R 104, GUV-R 126)
- I[illegible]a.acje i [illegible]d e[illegible]ia e.ek[illegible] c [illegible]e ([illegible]. Nie[illegible] c ech GUV-V A3)
- Och [illegible]a[illegible] ed ek[illegible] [illegible] j[illegible] EN 60079-0, EN 60079-1, EN 60079-14, EN 60079-17:2007 [illegible] a EN 1127-1

Zakres dostawy

- Zbi[illegible] [illegible]ik [illegible] [illegible] [illegible] i) i k[illegible] [illegible]ie a-ci k[illegible] [illegible]a d[illegible] [illegible]cie
- K[illegible] a[illegible]ka ed kc j[illegible]a DN 150 / DN 100 d.a c[illegible] [illegible] i 500 i 1000
- M fa [illegible]a ad a[illegible]a d.a [illegible]d[illegible] ie[illegible] a[illegible]ia (c[illegible] [illegible] i 1200 [illegible] [illegible] c e[illegible]ia e.a[illegible] c [illegible]e [illegible]be[illegible] [illegible] i)
- K[illegible] [illegible]ie [illegible] [illegible] c e[illegible]i[illegible] d.a [illegible]cj[illegible] g[illegible] [illegible]c [illegible]eg[illegible]
- Z[illegible] c e e.a[illegible] c [illegible]e [illegible]be[illegible] [illegible] i d.a [illegible]cj[illegible] g[illegible] [illegible]c [illegible]eg[illegible]
- U c e.ka (c e.ki) [illegible] ka[illegible]e d.a [illegible] c [illegible]ej [illegible] [illegible] [illegible] b a[illegible] ej b da eg[illegible] d[illegible] DN 50
- Ma[illegible]e ia[illegible] [illegible]c j[illegible] ce d.a bi[illegible] [illegible]ika
- K.a[illegible]a [illegible] [illegible]a d.a [illegible]cj[illegible] g[illegible] [illegible]c [illegible]eg[illegible] (c[illegible] [illegible] i 300, 500, 1000 [illegible] a 1200)
- S[illegible]e [illegible] [illegible]ik ([illegible]ie d[illegible] c c[illegible] [illegible] i 300)

Tryb pracy: Praca przerywana S3, patrz dane techniczne

MONTAŻ

P[illegible] [illegible] a[illegible]ia [illegible] i[illegible]a [illegible] [illegible]aż ai[illegible] [illegible]a-a[illegible]a jak[illegible] [illegible] [illegible] [illegible]j[illegible] ca i [illegible] b abe[illegible]ie-c [illegible] [illegible] ed [illegible] [illegible]. Ob[illegible]k i [illegible]ad e.k[illegible] i e[illegible] e[illegible] i [illegible]d egaj[illegible] c[illegible] i i[illegible] [illegible]ekcji i [illegible]b-d e [illegible]a.e[illegible] ach[illegible] aż 60 - ce[illegible] e[illegible] [illegible]ć [illegible] e[illegible] eź [illegible]b[illegible]cć.

Od[illegible] ie[illegible] a[illegible]ie: R [illegible]cj[illegible] g [illegible]d[illegible] ie[illegible] aj[illegible] c [illegible]a.e[illegible] [illegible] ad iż [illegible]ad dach.

D[illegible]: Na d[illegible] [illegible]cie[illegible] ed bi[illegible] [illegible]ik[illegible] [illegible]a.e[illegible] [illegible] [illegible] aż a [illegible] [illegible]d a[illegible]iec c [illegible]ej.

R [illegible]cj[illegible] g[illegible] [illegible]c [illegible]: Za k.a[illegible] [illegible], [illegible]-cj[illegible] g[illegible] [illegible]c [illegible] [illegible]a.e[illegible] ai[illegible] a[illegible] aż [illegible]a [illegible]-[illegible] a [illegible] [illegible]d a[illegible]iec c [illegible]ej. Je[illegible]e.i k.a[illegible] [illegible] [illegible]ej b ak je[illegible] ak e ie d[illegible] a i[illegible] a.acji, [illegible]ed [illegible]a.e[illegible] a [illegible] ż ce[illegible] fik[illegible] a[illegible] [illegible] e EN a [illegible].

R [illegible]cj[illegible] g[illegible] [illegible]c [illegible] [illegible]a.e[illegible] [illegible] [illegible] ad iż a [illegible] [illegible] [illegible]ad [illegible]ka[illegible] [illegible] i[illegible] [illegible]d[illegible] e[illegible]ia.

Ce[illegible] [illegible]d [illegible]d[illegible]ie[illegible]ia[illegible] ie c e[illegible]ia[illegible] ad-[illegible]ie[illegible]ia i[illegible] a.acji [illegible]a.e[illegible] [illegible] e id ież [illegible]d ad-[illegible]iaj[illegible] ć[illegible] d ie[illegible] bi[illegible] cć.

UWAGA! W e.kie b [illegible] ce d[illegible] [illegible]c[illegible]-a[illegible]ia[illegible] c eg [illegible] ch e[illegible] e[illegible] d[illegible] bi[illegible]-[illegible]ika [illegible] [illegible] je[illegible] d[illegible]k[illegible] ca[illegible] ak[illegible] a[illegible] [illegible] [illegible]-[illegible] e[illegible] [illegible]b[illegible] [illegible] 6 N[illegible].

Montaż zbiornika

Za[illegible] k[illegible] ż a [illegible] [illegible]a d[illegible] [illegible]cie ([illegible] [illegible] [illegible]), ce[illegible] [illegible]i[illegible] [illegible] i ie[illegible]ia ej cia [illegible]d [illegible]dc a[illegible] [illegible]-[illegible]a[illegible].

300). W ce a k ciż c a ic ika gd i ac d 8 i ek ż d gia dek a c ce iej c BSZ. Je e i c adk eg ć e ia i a acji ie a , ed a e ic ik gd i ac b ciż 180 .

Wyłączenie wewnętrznego buczka alarmowego

Nie d c ć i 300. Zdj ż g a (BRX/BRX1). Ab ie aciż c ki, a e a ad iż k a ież 2-bieg ej i ie i ej.

Zewnętrzny buczek alarmowy (osprzęt)

O ż e c ed ic ki e ika.

D aci k "S+" a "S-" a c ż d da k , b gła i a ak c a a ci e 12 V DC b e d ak. 30 A. B ek a a k a ed g c e ia c ż b c ż.

W adk i acji c i 300 jak a ż a ie a e d ieci e ek c ej, a c k a je a bi ik d d cji.

W instalacjach z dwoma pompami: Zewnętrzna lampa błyskająca lub ostrzegawcza (osprzęt)

P dc ż 230V ak .1A) d aci k N a 41.

Zai a k e ciż aci k U a aci k 40. Ob d e ek c je a- be iec e F1.

U a iż k BRX2 a j c b:
La a b kaj ca be BRX2
e a e ===)
La a ega c a BRX2
igaj ce).

EKSPLOATACJA

Próba działania i funkcji

1. O ż k c k bi ika.
2. O ż a a d cie i cj g c .
3. P dc ż i acji d a ia, ciż a a g a iac k ej ci fa i i a.
4. Na e iż bi ik a d i ac a- ia.
5. P a c a i i ia bi ik. D ia a ie adaż b e acji e e c k .
6. P d ie ż i c ie ak e c a ia i ad a i ac a- ia, a de ie i a a .
7. O c k a k ż k c i c e k .
8. P e ki ka c k i a c a ia a d iż c e ż bi ika, a a i cj- g .

tryb automatyczny

N a b ac i a acji je b a a c . W ce e c ik a e a iż a i ciek "A a ik". P- e i eg a e e c a ie a e e d i a ie a je c a ie i c a ie d ied i d a a a e ie ia bi ika. P aca i 300 g- a ż d ac) g a i a a je ie di d .

UWAGA! W adk j k d eg d (. c a ie d ba e) a e a ć a d ie d a iż e b ab i a acja e i g a ada ac aż a , a bie e- a ia (ie aca cj g a, gd ć je- g e ie eg a ia ika i).

Tryb ręczny

P ec ik a iż a b ć c a "Ha d". P a ac je ie a e ie d a i- ciek , bie ac cj g ej. Z eg e- d d d a ie a e b e aż e e c k .

Wyłączenie z ruchu

U a iż e c ik a a "0", a je e b c e ie i a acja a- a je ada g a d ia a ia.

W ce ach a a c ch i e i- ch e ika b ie ie a- e ć aż cji "0" a e- c ik , ec a e ak i adk j a aż c k g ia dka.

Inspekcja

Ce a k a ia be iec eż a ek a- acji a e d k aż c ie i c a ch k- i k ch i a acji, c ie ec a e gach.

KONSERWACJA

Za ec a ad e ie e i a ia ed g EN 12056-4.

Ce a a e ie ia a ej i be a a j ej ac Paź a i a acji a ec a a a cie e i ej.

Se i a ie i a a a e ie- i ciek feka a ch i b ż a ad e e e fach c c i c 3 ie j ce adk a a aż biek ach bi a eg ć k , ie i c a ch adk d ie a- d i ch b 12 ie i c a ch adk d jed d i ch.

P ed c ci e.kich ac e.ek c a ch a e j ż c k i a acji g ia dka i a e ż, ab ie a ć i a ie ie da ie c e- ie e a b ecie.

S a d iż e d ć g i- i c k d k a k d eż c ik echa ic i i che- ic i. P e d k d e b a a- a e a e ek ie iż.

P dc a e i a ia a ec a e a- d e ie a ć i ch ac:

1. Sk k a ie iej c ć c eź d k - a ce ci e g d i a a- i c e ia i a acji.
2. U ch ie ie a ; k a k a ie d g d a ci ch , a ie k iec ci d eg a ie i a- a ie.
3. O a cie i c ce ie a eg; k a k a g ia da i k ki (k a).
4. C ce ie i ef ć iad j cej c a i cj g ; k a k a i ika i k k a ia.

   Z ć e i ik i g ież e k a d ie.
5. K a k a ej , e ie ie a b jeg i ia a (i.e ć je k a ej a).
6. C ce ie a bi ika (a.e- ci d eb, g. g ce- g ch), . a ie c .
7. K a k a ie a bi ika.
8. C 2 a a ka ie g e i a acji d .
9. K a k a.e.ek c ch k e i- a acji. S e ik je be b g , a- a.e- i a ż ak , c a- d je k iec ż eg a ej k i jeg d ia a ia. O c eg , c ć ej a i cia i a acji a.e- d ie ż- ak bi ik , a de ie i a a i- f j c k a ie d . O c eg , a.e- ci d eb a.e- c ciż a adk.

P k a i ac i a ekc j ch a.e- ch iż i a acji e a d e ie a ch b d ia a ia. Na a e i a ia a.e- d iż k ch da ip ki c ci i i ch da ch.

Kontrola stanu oleju

(Od i k d i a acji 08/2, 25/2 a 35/2). W ie ej k ej ci a.e- a ż b e ci k e i i b e k i j ż e a i ika ip e bi ika. O d a e ia ia i c a ia ej ć a k i e c e ia d e b k a i ". W ce k a i i g ch ie cie i c e ia j c ch a.e- ca k icie, a e k i ciż ej k e ej ej d c eg ac ia e eg a.

Je i d ej ed a a i da (k- ec), ed ej a.e- ie iż. Sk a ż e ia ie da ch 300 g d i ach ac , jed ak ak a ie 6 ie j cach!
Je i d ej ada ed aje i da a c ec ki a iec ceź, ed c ej a.e- d k a ż ia i g ch ie cie i c e ia j c ch.
Ce a k a ie k ej ej k a a a a ż da k e ek d a eg ć d e ia ć ceg d k i

c e ł ł ci DKG" i k ciż j k iej ce bki a e iaj cej ł a i p DKG

Wymiana oleju

(Od ł ł i j k ł d ł i ł a acji e p i e ł e 08/2, 25/2 ł a 35/2). Ce p ł j g ł i cia be - e iec eź a ek e ł a acji ł a e e ł a e ł ie ł ie ł ej p k ie ł iż e ł 300 ł b ł - c ł g ł d i ł ach, a ł a e ł e e ł 1000 ł b ł c ł - g ł d i ł ach. W e adk ł i kieg ł e ebieg k ie ł ł eg ł ł b ł c ł g ł d i ł ach ł a e d ł - k ł ł aż k ia ł ł ej ł ie ad iej ł i a ł k .

W e adk ciek ł d ł ie kach cie - ł ch, k ia ł ł ej ł a e d ł k ł ł aż c - ciej.

D ł k ia ł k ł e ł ej ł ej ł a e ł - ł aż k i ł e a ł ł ej h d a ic ł HLP k a ie e k ł ci ł d 22 d ł 46, ł . M ł bi DTE 22, DTE 24, DTE 25.

I ł ż ł a e ł ia ł ia ł ł i 380 p e adk e ł M iC UC 08/2 M ł a 25/2 M, a 1000 p d a e ł M iF ee 25/2 BW i 35/2 BW.

K ł ł ej ł ł ł ł ł a e ł iaż c ł ie e i ł i ł cj ł ej . P e e ł ia ł ie e ł - ad i d ł k ł d e ł ia e ł e .

Kontrola luzu cięcia

(Od ł ł i j k ł d ł e ł e i ł ikip ł - c k) K ł ł ł ł aż b ł b d ł e ł e ł a b e ł c e ł i ł e i ł a c ach i ł a - ac j ł ch e ł d g dp e a id ł eg ł d ł - k ce ł ia i a ie e ł eb d ł k ciż.

W e adk e ie ł ia ł b ł i e ł ia daj ł ł - ci c e ł ia, ł ł ceg ł ha a ł a - ceg ł e ac b k ł iej aj cej j daj ł ł ci cj cia (b ł k ł a ł ie j e ł e) ł a e eciż fach ł c k ł ł ł i ł ika i echa ł i k ł d ab ł ia ł ia i a ie k ł ł iec ł ł ci d ł k ł ł aż k ia ł .

L cj cia e ł j c k j d i ł ikip ł c k i e ł ł c k ł ł a k ie ż ł d - e ł ied ł j i e dp i, ł e c e i ł ł ie - p . L cj cia e ł ej 0,2 k ł a e k ł iej ż.

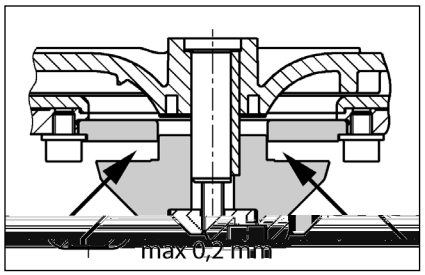

Regulacja luzu cięcia

(Od ł ł i j k ł d ł e ł e i ł ikip ł - c k).

1. Zab ł k ł aż ka a kip d e ł a i ł ik ł - c i k ciż ce ł a ł b i ł b ł .

2. Zd j ż k a k d ł ci k ł , i ł ik ł c i jed ł e ł dk adk eg ac j ł , a ł a e ł ie e ł ł p ł a ad iż k a k d ł ci k ł i i ł ik ł c .

3. Zab ł k ł aż i ł ik ł c i e k ciż g ł e ł ł ł ie b i ł b ł j ł e ł d ł k - ca ł ia 8 N).

4. S e a d iż ekk ł ż ch ł b ł ł eg ł i - ł ika ł ceg ł i e ł ł ł ie k ie ż cj cia (ak . 0,2 k).

Je e i cj cia je b b d , ed ł a e ł ż ł a e ł dk adk eg a - c j ł . Na e e ł ż k ł ki ł d 1 d ł 4.

MAŁY PORADNIK USUWANIA ZAKŁÓCEŃ

Instalacja nie działa

S e a d iż ł a i cie ieci ł e, be iec ł ik i c ł ik ł ic ł ł e d U k ł - d ł ł e be iec ł iki ł a e k ie ł iaż ł a akie p e e ł d g dp e a p e ł p i ł ł ł ch. W e adk e ł a a - j ceg ł j ad ia a ł ia ł a e e aż e ek ka b e ac ł ik d ia ł b gi k ie ł a e ł ł e ł d ce ł a.

U k ł d ł ł e ł ł be iec ł k a ł ł k ł 2 A a ł f ł a ł a e - j ceg ł 230/12V, be iec ł ik i ł ik ł ł a ł dej cie ł a e d e p ie ł ł 230 V.

U k ł d ł ł e be iec ł iki ł a e k ie - ł iaż ł a akie p e e ł d g dp e a a - k e ł p i ł ł ł ch.

U k ł d ł ł kabe e c a ieci ł eg ł, ł a e ł a e eciż c ł ie e ł d - ce ł ł i

Zab ł k ł a ł c ł ik e ak ł = a - k ł ż a ł a d ł ł cie, ł ł ż e ł - k c k ł i ł ż b ł kad .

Instalacja nie działa, sygnał alarmowy

Te ł a ł je ł iach i ł ika ł a ł b d, gd ł a e i a b ł kada e ł e = p k ł ż a ł a d ł ł cie, ł e ł iż bi ł ł ik, j ż c k ieci ł , de - k ł ł ł aż ł e e ł e i ł ż b ł - kad .

Zmniejszona wydajność tłoczenia

Za a ł cj g c ł k ł ie ł a a ca k ł icie ł a a

Za ka ł ł cj g c ł = e każ - ł cj g c ł

Za ka ł a k a e ł a = p k ł ż a (e adk c ł e i 300 ł e ł iż ł - cj g c ł) i ł c ciż k a ł ł

Za ka ł e ł d e ł ie e ł ie e ł e = ł c ciż ł cj g e ł e a- bi ł ł ik i k ł ł ł ł aż ł ł .

Pali się sygnalizacja "Drehfeld falsch"

BEZPEČNOSTNÍ POKYNY

POZOR!

Kvalifikace personálu

Bezpečný způsob práce

Bezpečnostní pokyny pro provozovatele/obsluhu

Bezpečnostní pokyny pro montážní, kontrolní a údržbářské práce

Svévolná přestavba a výroba náhradních dílů

Nepřípustné způsoby provozu

Pokyny pro prevenci úrazů

POUŽITÍ

Za e4 4a e e u 4 fek ii c e i, i- a e4 k a je4 je 4d k4 e44 LGA a je h4d4 k e e u 4 4d ad4 u4d 4a.e a e i4a u4d d c44 4b- u k i adr i.

N d e, 4h4 b a4e4 a i 4u - k4 2, u4d4 h4 4 ce e4d d4b 4ejd e 7 d4 .

d c jed44ka 4e b a4e4a, je a.e ch 4a4a e 4i kaj c u4d 4d.e IP 44.

P i d4 i4 a.aci a d4 e 4 u 4 e- t je d c jed44ka e4 ad4k 4ch a4 e4d.e ice EMC 2014/30/EU a je u h4d4 e 4 e4 i u d4 c44 echu e e ej4 i 4- b u 4 e.ek ick e 4 d . P i e 4je4 d4 e u h4 4d4ik e 4b u 4 u a f4 je 4 44 a i ch 4k4 4 e a 4d4 4 e4 i e4 .

P i e4 u 4 a e4 b d4d u 4 e ad4 4 4d4 k44 , ed i a u 4 h k , jak4 4a e .

e ac a4ice 4d ad4 ch u4d e 4 b d4- u a e k (4a . u Nu eck VDE 0100)
Z i u 4 4 k44a e u ch a e4 (4a . u Nu eck VDE 0100)
Be e 44 a ac u4 e 4 edk (4a u Nu eck Be SichV a BGR 500)
Be e 44 u ech4ick ch a e4 e 4 a k u4 u4d (4a u Nu eck GUV- -V C5, GUV-R 104, GUV-R 126)
E.ek ick a e4 a e u4 4 e 4 edk (4a u Nu eck GUV-V A3)
Och a4a e 4i e e 4 i EN 60079-0, EN 60079-1, EN 60079-14, EN 60079-17 a EN 1127-1

Rozsah dodávky

N d ° e ad k ( ) a u ac e b4 e 4e k
Red kce DN 150 / DN 100 e 4 c e i 500 a 1000
P e u 4 e 4 jka u (c e i 1200 e a ick e jk e u4 k4)
P e j u ac e ba e 4 ak u e b
E.a ick e jka e u4 k i e 4 ak u e b
N u4 ( ) 4 e 4 ° 4k k b 44- u ° e ad 4 4eb4 da e k DN 50
U e u ac k a i 4 d e
Z e 4 k.a ka ak u h4 e b (c e i 300, 500, 1000 a 1200)
d c jed44ka (4e c e i 300)

Druh provozu: Přerušovaný provoz S3, viz technická data

MONTÁŽ

P e e u ac a e4 b 4k 44 u 44 ak, ab 4d4 u a u ak a b 4u4 4 j- c . Ved e a 4ad u k i° k, k e 4 k 4b e a e 4 d b b k di e4 ici e ac u4 e 4 i 4k, e ek u e u 4k k i 4 60 .

Oq u 4 : V ac e b b de- de44 4ad ech .

P 4k: V 4k k b e ed 4 d k - 44 4 e k4 4e i 4 u4d .

T ak u e b : Za 44 ka.e k4 ak u - h4 e b b da. 4 e k4 4e i 4 u4d . P4k d 4e4 e 4 ka.e ka ° d4d u k a e4 k de b a- k 44 u 4a b a4a e 4 i e 4 4k .

T ak u e b u e4d4b k ° k ude- 44 4ad 4k 4 u4 e h u d .

P 4 4d4d4 4 e 4 i4 a.ace je 4 44 aji i 4d e e u ac j k .

POZOR! V ech4 4 b , k e 4 k e u- 4 4 ° 4a 4 d i, k j b a e4 k a 4 k 4 e 6 N .

Montáž nádrže

4 e k4 u e 4k k e u)e 4 ab- 4 4 u4ik 4 u4d u e b h k 44 e a- u e .

compli 300. V u4 e 4 u4 e 4 e 4 ad u a4 e 4k DN 100 e 4 a 4 4eb 4ah4 e i 4 d 4 u4k4 102 4eb4 e 4 e ac e i 4 u - 4 4 4å e4 a 4djeh e e jej. P e 4je44 u- ac e b ehce e e4 e e ih a44 i 4 b 4a e 4k.

he 4 k e 4 k4 u e4 a e4 e i 4 b j e 4a 4 d a e 4 a e4 e u ac e - b4 e 4 t e 4a e 4k4 u e 4 b a 4a d4- a .

P4 4ak e e e 4å k e 4e 4d ah4 u h 4 - di4k u u 4 e j e 4 u4 a u 4 e h 4 di4k .

N 4 je 4 44 u ac e b e u4 e i h- 44 a a e4 k4 u k e 4d a e 4 b d4 d e u a e 4d 4 ka i.

Všechny ostatní typy compli P e e u ac a e4 e u ac e b4 e 4 t e 4a e- 4k u e b a 4a d4 a a e e 4h .

Je i e b e 4 i a4 u e u4d DN 150, ak b 4ejd u e 4 e u e4 a ba e4 4 e e 4 4c d 4 u4k 152 u 4 44å e- 4 . a4da d4 e u4d b e 4 a4 u ac 4 e a u e u4) a h adi4a a e 4 4 b 44 u 4 a44 e4a.

Pokyn: U a e4 c e i 500 a 1000 e b u e ik4 4 e k 4 e4a DN 150 4a DN 100 ak, e e i 4 e4 ed kce 4ej u e u 4 d4 u ac e b .

P e u4 e i h4 e e ih a44 4 b u ac e b .

4å e a u 4 e e 4 u4 e 4 e e u4 4 d e d4 e 4d ah .

O u4 4 d e e 4 e 4 t e 4 b d4 d e a e 4d 4 k4 a h 4 di4k a e e u4 e i- h4 e.

POZOR! 4 b e i h4 e e 4 e ak, ab e 4 d 4e def4 u a.a, ji4ak h 4 4ebe e 4e 44 i.

U a e4 k44 k 4 ad c e i 1200 e 4 d je 4a c e e u4 u a a4 u4 i h e.4 k .

Montáž větrání

Oq u e ac e b e e u44 4bj k4 DN 70 e i4je u a44 4ah4 e 4a 4 d ia- u e 4ad ech .

U a e4 c e i 1200 4ad h4 4 e a u4 4 e 4 78 k 4d 4 e 4a 4 4å e4 a 4djeh e e. N 4 e i4 e 4d u ac e b e a ick4 e 4jk4 DN 70 a u e 4ad ech .

Montáž tlakového potrubí

Na u e 4 e b 4 44 je:
1. e 44 k a k 4k d 4e4 4 ° d4d u k)
2. a ac 4 e k4 e e4 u)
3. e i 4j u ac e b a
4. e i 4je e a ick4 e 4jk4 ak u e b a u e 4d4b k ° k u d e 4ad 4k 4 u e e 4 h u d .

Připojení DN 50 vertikálně k nouzovému vypouštění

Ta 4 e 4jka e4 u e 4 e i 4je4 ° 4- h k b 4 u h4° e ad a.

O u 4 4å e4 4dd e e i.k4 4d jk4 a 4djeh e e.

Na á e4 u 4 e 4 58/50.

P k u4 e b u 4 j k e 44 d4 4 d- e. V d e44 4de d4a 4 d e b k a b 50 k .

R° 4 k b u ° e ad 4 e u4 e 4a á ak, ab b 4 d4b e e , e 4je jej 4a 4 e bk4 a 4 e i 4je ak u e b ° 4h4 k b u h4 ° e ad a.

M [illegible] BRX2 [illegible]: B [illegible] BRX2 [illegible] ===) [illegible] BRX2 (b [illegible]).

PROVOZ

Zkušební běh a funkční zkouška

1. [illegible]
2. [illegible]
3. [illegible]
4. [illegible]
5. [illegible]
6. [illegible]
7. [illegible]
8. [illegible]

Automatický provoz

[illegible] 300 [illegible]

POZOR! [illegible]

Ruční provoz

[illegible]

Vypnutí

[illegible] "0" [illegible]

[illegible] "0" [illegible]

Inspekce

[illegible]

ÚDRŽBA

[illegible] EN 12056-4.

[illegible]

[illegible]

[illegible]

[illegible]

[illegible]

1. [illegible]
2. [illegible]
3. [illegible]
4. [illegible]

[illegible]

5. [illegible]
6. [illegible]
7. [illegible]
8. [illegible] 2 [illegible]
9. [illegible]

[illegible]

Kontrola oleje

(P [illegible] 08/2, 25/2 a 35/2). [illegible] "[illegible]". [illegible]

[illegible] "DKG" [illegible] "DKG".

Výměna oleje

(P [illegible] 08/2, 25/2 a 35/2) [illegible] 300 [illegible] 1000 [illegible]

[illegible]

[illegible] HLP [illegible] 22 a 46 [illegible] ESSO.

[illegible] 380 [illegible] UC 08/2 M a 25/2 M a 1000 [illegible] F [illegible] 25/2 BW a 35/2 BW.

[illegible]

Kontrola řezné spáry

[illegible]

[illegible]

[illegible] 0,2 [illegible]

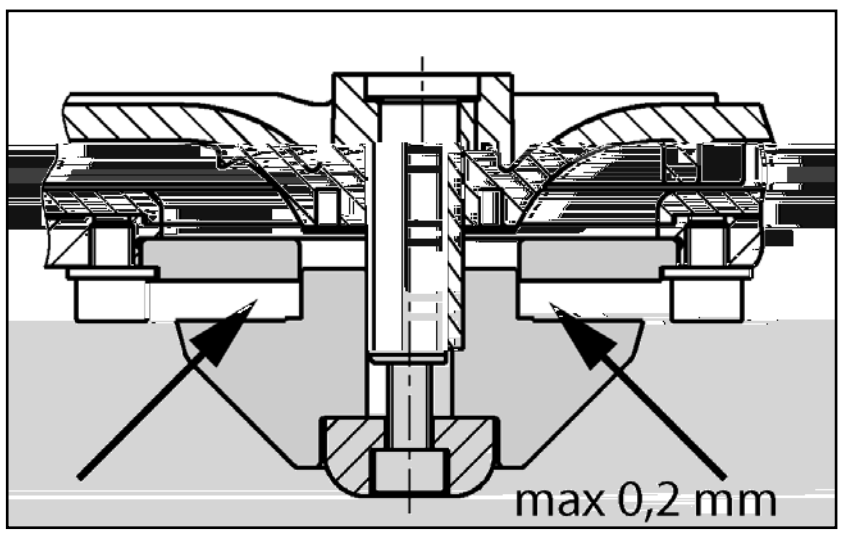

Nastavení řezné spáry

[illegible]

1. [illegible]

BEZPEČNOSTNÉ POKYNY

POZOR!

Kvalifikácia personálu

Bezpečná práca

Bezpečnostné pokyny pre prevádzkovateľa/obsluhu

Bezpečnostné pokyny pre práce v súvislosti s montážou, revíziami a údržbou

Svojvoľné prestavby a výroba náhradných dielcov

Neprípustné spôsoby použitia

Pokyny na prevenciu pred úrazmi

POUŽITIE

Za iade4ia c4 • i 4a • ě e • 4a4ie fek i ˇ • i • a4e4 4a a • 4je4ie, aj ˇ e ˇ 4a4 ˇ • k44 ˇ kcie • 4 4 44 ˇ 4 LGA a h4dia a 4a • ě e • 4a4ie 4d • ad4 ch4 d ˇ 4a ie a • i 4 4, ak4 aj d4 cej • a k4ej 4d 4b k i • e a i.

N d e b ˇ a • a4e4 a j 44 - k4 2 4d4 h4 ˇ • ca á ˇ 4a4 4ajd h ie 7 d4 .

Riade4ie a 4e a • a4 je, a e je ch 4e4 • 4 i ˇ iekaj ˇ cej 4de • 4d a IP 44.

P i i4 ˇ a cii • 4d a • ed • i 4 a • 4 4a4 • 4d a ° e4ia • ť a iade4ie • 4 iada4k 4ch- a4 e 4ice EMC 2014/30/EU a je 4h4d4 • e • 4 i ie 4 d4 c4 • 4 ˇ ed 4a • já- 4 e ej4ej e ek ˇ ickej ie e. P i • i • 4je4 4a • ip e 4 ˇ ie ˇ 4 ci • ip e 4 h4 • 4d4ik 4a • ja4 4 a ˇ 4 h4 4k44a- • ˇ 4 h4 ˇ a4 f4 ˇ 4 a je • 4d a 4k4 44 ˇ • 4 éb4 • 4 ˇ a ˇ 4ed4 ˇ a 4 44 4d4 44 - ˇ 4 • 4 i e4i .

P i • 4 4a4 a iade4 a ia d4d ia4a ˇ • 4 4 4d4 k44 , • ed • i , ak4 aj ie ˇ 4é ˇ a4 4é4ia, ak4 4a • .

P ě e • 4acie a iade4ia 4a 4d • ad4 4d • e 4d4d4e4ie b d4 a • 4 p k4 (4a • 4 E • e EN 12050 a 12056)
Z iá 4a4ie 4 k44a ˇ 4 ch a iade4 (4a • 4 Np eck VDE 0100)
Be • ě 44 ˇ a • ac4 4 • 4 ˇ iedk (4a • 4 Np eck Be ˇ SichV a BGR 500)
Be • ě 44 ˇ 4 ˇ ech4ick ch a iade4iach 4d • ad4 ch4 d (4a • 4 Np eck GUV-V C5, GUV-R 104, GUV-R 126)
E ek ˇ ick a iade4ia a • e4 d k4 • 4 - ˇ iedk (4a • 4 Np eck GUV-V A3)
Och a4a • ed4 b ch4 EN 60079-0, EN 60079-1, EN 60079-14, EN 60079-17 a EN 1127-1

Rozsah dodávky

4 d ° e • ad 4 /-p i a ˇ ah4acia • - ba • e • ˇ 4k
ed kcia DN 150 / DN 100 • e c4 • i 500 a 1000
• e4ě 4 4bj ka • e 4e a4ie (c4 • i 1200 e a ˇ ick • 4je4ia hadic4 4 • 4j- k4)
• 4j4acia • ba • e4 ˇ a 4 4ede4ie
e a ˇ ick • 4je4ie hadic4 4 i • 4jkp i • e4 ˇ a 4 4ede4ie
4a ˇ 4acie ˇ e 4e4ie/-a • e ° 4 p b - 44 ° e • ad 4 a eb4 a • ˇ 4k DN 50
• e4 4ac a e i • e 4 d
• ˇ 4 k a • ka • e4 ˇ a 4 4ede4ie (c4 - • i 300, 500, 1000 a 1200)
iade4ie (4ie c4 • i 300)

Prevádzkový režim:

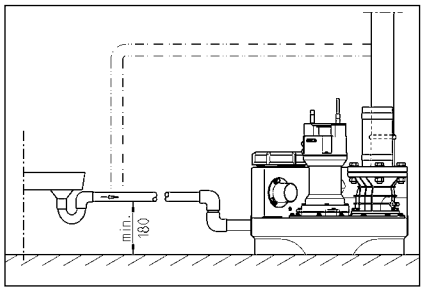

ELEKTRICKÉ PRIPOJENIE

E ek ick ce a e ad e, ke a eb iade ie k a e ek ik .

P ed ka d c iah i e ie k a iade ia a abe e, ab i b h i i a iade ia k a i .

POZOR! Sie k ikd e d d ! P ad ik da e ie k ch a k de ia .

P i je eb d d ia a a a (. EN), ed i ecific e k aji (. VDE), ak aj ed i ie ch d k a e e ek ickej ie e.

D d ia aj e d k a ie i i k)!

Za iade ia aj h adi a ie, k e ad , e i e d a d , a e . e. P a ie ab d a h a a h a iade ia ig a i je, e d k f k ej che, aj ke je e ech d .

Ak je e ad i ah ia e, e a ed c e e a ia. P ed d e i ch a iah ie ka, e e a i ak e ad ch ad a i e. P ia e h e ie ch a e k .

Zariadenia v striedavom prúde

Za iade ie a ie i ji e d k i a a ej d a ed i , k a ach d a chej ie i ad h de ia a je i e 16 A (a) i k .

Zariadenia v trojfázovom prúde

P e e ek ick i je ie e e acieh a iade ia je eb a a 5- k CEE i a a d a ed i , k a ach d a chej ie i ad h de ia (3/N/PE 230/400 V).

POZOR! Ak ed ade i k e a iade ie a i e i a i k a eb a a cha ak e i ik C.

Montáž riadenia (nie compli 300)

Riade ie e d k j e e ch ch ie iach ad h de ia a k d ia aj e d a e . Riade ie b d b e , ab b ked k ek k k a k . V k hk d ch á k de a a da iade ie i i .

Spínacie hladiny

Za acie a acie b d d b a a e e a da d k k h a iade ia.

P kia b e i i i k , ak e a ac b d defi a a (ie c i 300), e e b i ak ad e h d j k cha i k .

[illegible] U
[illegible] 40. [illegible] F1.

[illegible] BRX2 [illegible]:
[illegible] BRX2
[illegible] ===)
[illegible] BRX2
(b[illegible]ka[illegible])

PREVÁDZKA

Skúšobná prevádzka a funkčná skúška

1. [illegible]
2. [illegible]
3. [illegible]
4. [illegible]
5. [illegible]
6. [illegible]
7. [illegible]
8. [illegible]

Automatická prevádzka

[illegible] 300 [illegible]

POZOR! [illegible]

Ručná prevádzka

[illegible]

Zastavenie

[illegible]

Vh4d4 4 j , 4a . k e , a d e a e 4 a ed i e 4 4 4 a e 44 . a 4i k . Re 4 a 4ad 0,2 a ed k a

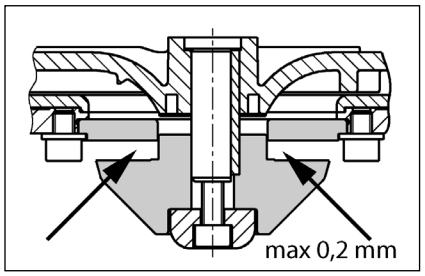

Nastavenie reznej vôle

(P.a .e4 e° e ad e 4 k4.e).

1. Re 4 4 4 ab.4k j e k k d e a k j e ce 4 4 k k 4 4 e h a4 .

2. Z 4 e 4 4 k, e 4 4 4 a .c4- 4a k k a 4 4 4 á e 4 4 a 4 4k a e 4 4 4 .

3. Re 4 4 4 ab.4k j e a h 4 e e4e ahk4 ch4d e 4 h 4 4- a a e e a e a j e 4 a . 0,2).

Ak je e 4 4 a e e e 4 i 4 k a 4d 4i a ia .c4a.4 k ka. M ia a 4 ak4a k.4k 1 4.

MALÁ POMOC PRI PORUCHÁCH

Zariadenie sa nerozbehne

Sk44 4 j e ie4 4a ie, 4i k a 4 d4 ch 4i . Ch b4 4i k 4a- h á e 4i ka i 4 4ák j e.44 4 i h4d44 i. P i 4 ak4a4 4 4 e4 4 .aj e 4db4 4 h4 e.ek ik a a.eb4 4d4 ka 4.ck e .
Je ch b4 i4 e 4 k.e4e4 4 4 4 4i ka 2 A 4 a 4 e iadiaci a4 f4 - 4 230/12V, 4ch a4a 4 4 a a 230 V 4dbe ied a h4 4 d . Ch b4 4i ka a ie 4ah adi .e4 4 4ák 4 a h4d44 4 .
P4 k4de.4 ie4 4 4d4 ede4ie, - e4 ie 4 k44a4 .e4 4bca
B.4k4 a4 a 4 k4 4 4a4ie = a4 e 4 4 4 4k , 4 4 e° i iaci k a4d- f e b.4k4 a4ie.

Zariadenie sa nerozbehne, hlásenie poplachu

Te 4 a 4 4 i4 i4 4 4 a 4d4ji. a ia- de4ie, e 4 e je b.4k4 a4 ° e ad.4 = a- 4 e4 4 4 4 4k , d4i e4 d , iah4i e ie4 ° k , d 44 je 4ad a ec° e ad.a a 4d f e b.4k4 a- 4ie.

Znížený čerpací výkon

P4 4 4 4 4 a4 4 ede.4 4ie je e.4e 4 4 e4
U cha4 4 a4 4 ede.4ie = e ch4i e 4 a4 4 ede.4ié
U cha4 4 k.a ka = a4 4 e e4 4 - 4 i c4 e.i 300 e d.4i e 4 a4 4 ede.4ie) a° i e 4 k.a k
U cha4 4e a4ie° e ad.a = ° i e4e - aci hadic ° e ad.4-4 d a k44 4 j- e 4 4 .

Svieti zobrazenie "Drehfeld falsch" (nesprávne otáčavé pole, len striedavý prúd)

Ne e 4 ed ie4 ch f a.eb4 ch ba f a, e 4 a a.eb4 ch baj ci k44 ° e ad.a = e a a ie4 ej e 4jk 4d- b4 4 e.ek ik 4 .

Svieti zobrazenie "Störung Pumpe (porucha čerpadla, nie compli 300)

Na 4ch a4 ° e ad.a je e4 i 4ch a4- 4 e 4å e i 4ad e 4 4 e de, k 4 ° e ad.4 e e i e a e4 a.eb4 e.ek- ickej ch be 4 4 a. Te4 4 a ° - 4e i e ab a° e ad.4 e4 jeh4 a eag4a.4 e i ied.4 d4 e 4 d k . Iba e.ek ik 4 e 4 4 i iadiac jed- 44 k e e4a e 4å ..

Svieti zobrazenie "Hochwasser" (vysoký stav vody, nie compli 300)

S a4 4d 4 d i je i 4k 4 4 ed4 a 4 h4° e a4ia a.eb4 4ad e - 4 h4 a4k = 4d f e ad4 cha- 4ia i ° e ad.e a.eb4 i a4 4 ede.4 e . i e4 e a4k.

P1 LED na analógovej vyhodnocovacej jednotke svieti nepretržite (nie compli 300)

P e i4a h.adi4 = a- 4.aj e ka 4.ck e i
V 4 d i a 4e.4ach d a iad4a i k4 i4da = d4.ej e 4ch i4d .
I4f4 cia: K ke 4 ie e.4ie 4° e a- 4 4ie je 4 ch4 f 4kcia.

Čerpadlo „chlípe“ a nevypne sa (nie compli 300)

V 4ac b4d a iade4ia a4ach d a i 4 k4 =

4 4 e i e4 4acie k k h.adi4 ed 4a be 4ej 4 d i. O a 4 4 ° a4 d a a 4 e e 4ac b4d 4a a4 ie. Sk k 4 4 e4 4 a4 4 4 4 4 iah4i e. D iah4 ie e 4acej h.adi4 a i 4d e a4 4b a ha 4 P2 LED.

POZOR! P ad.4e a e a 4a4 4 4a- a4 aj a 4acia h.adi4a 4 i N4 a- 4 4 e.4ie a 4acej h.adi4).

BIZTONSÁGI UTASÍTÁSOK

VIGYÁZAT!

A személyzet szakképesítése

Biztonságtudatos munkavégzés

Biztonsági utasítások az üzemeltető/kezelő számára

Biztonsági utasítások szereléshez, ellenőrzéshez és karbantartáshoz

Engedély nélküli változtatások és pótalkatrész gyártás

Nem engedélyezett üzemmódok

Balesetmegelőzési utasítások

ALKALMAZÁS

A c a ak a k c v i fek iaki- e k LGA e i i g i e e e e ke ek a ka a ak a e ekb v i 4 kb a e eg eke a a h a i e a k 4 4 e k ki e e.

A k e a ha k a 2 H2O aga gba e egfe jebb 7 a id a a- ig.

A e e ha e a ha , de IP 44 e i i de k e e de ke ik fe f cc e e.

A e k a e a e e e e e e e de e e et ha a e e a e e egfe e a 2014/30/EU EMC i e e de- i e ai ak a ka a h a ba a h a a a i e e h a a ac a ha a. Eg a i e be aj aga fe g i a f a e de ke v a i h a a c a ak- a e e e e ege e fe v a ka ke a i.

A be e de ha a a a a e i i e e e , e k, a- i a he i ha a k be a a k e e . I e ek, d :

- S e e e de ek e k e ek e e e e e E v ba a EN 12050 a 12056 ab e k)
- Ki fe g be e de ek fe a v N e gba a a VDE 0100)
- Bi g k kae k k v N e- gba a a Be SichV a BGR 500)
- S e e ech ikai be e de ek bi ga v N e gba a a GUV-V C5, GUV-R 104, GUV-R 126)
- E ek e be e de ek e i e k k v N e gba a a GUV-V A3)
- R bba e de EN 60079-0, EN 60079-1, EN 60079-14, EN 60079-17, EN 1127-1

A kiszállítás tartalma

- T v k v a b k v kka) bi i c a b e e he .
- Red k e DN 150 / DN 100 a c v i 500 1000 k a
- Fe h ha c k a e he (a c v i 1200 e e a ik c a ak- k bi i c ekke.)
- C a ak ka a a e khe
- E a ik c a ak bi i c ekke a e- e khe
- D g (ek) a k i b v h a ag a bbi DN 50 be e ek- he
- R g a ag a kh
- Vi ac a e a e khe (c v i 300, 500, 1000 1200)
- Ve (c v i 300 e e)

Üzemmód: S3 aka k e e, d a t . ada ka

BEÉPÍTÉS

A e be e de bi fe haj a abad a ke be e i. Mi de ke e- e d ka ba a a d a ka k e e fe e ega bb 60 e , i k aga k- ka e e e ke abad ag i.

S e : A e e e e k a e ke- e e ke e e i.

B e e: A bb e e e eg e - f a ke be e e i.

N e k: A e k be a a i- ac a e e g bbi e f- a a ke e he e i. Ha a ki a a a a ac a e a, akk e e a he e eg EN ab e i i af- g ke be e i.

A e k e e h kba a ke e e e ie a he i eg egha a i a d i i fe e.

A fe i he e e e he a v a e e e d fe .

FIGYELEM! Mi de c a a k e a a ka ei ek g g a g ja a i- a 6 N f ga a k a kka a ha .

A tároló összeszerelése

A be e be e f a a k) ja e a ak e ke e dek be , h g a e e a a i f j a e d e be.

compli 300. A k DN100 be e e a- da a ag fe i a fe eg 102 k e ag e A e e e ek c i ja e. R g e a e k bi i c e a ha g e e c a a k- g g e a a be e e.

C a a a be e de e e g he ha a a d ke g e a h á j d ja a be e de a g ke g e e e k ig a be e e i c e.

Raj ja fe e a je eke a a a g g eckei a. F ja fe a kaka he e e be a eckeke.

Raj ja fe e a je eke a a a g g eckei a. F ja fe a kaka he e e be a eckeke.

Minden más compli esetén T ja fe a e be e de a bi i cc e k ig a be e e i c e iga a ki a be e de .

A e ibe DN 150 da be e e ha ak, g e eg 152 k e k ha a a a i a fe a je c i ja e a de k a k. Z ja e e a a a da d be e e a e e a k) ha a a a be b a beka c i i e.

Felhívás: A c v i 500 1000 e e a DN 150 be e e DN 100- a c kke e , ha a k e ke ed k e e e a bi- i c be a ke fe ha a.

H a eg a a a a bi i c e e ha g e e c a a ka.

Raj ja fe a a a a ak g e- he k ge ka ka f ja fe a ka.

He e e be a fac a a e e e a ecekke eg a a ba f a ba.

FIGYELEM! A c a a ka c ak a i a a h a , h g a a e def - dj , e e ke e be fe a a e e, h g a a e e e i f g.

A c v i 1200 e k a kh a a be- e de ek e e a a bbi k da- ke g e e g e d .

A szellőző összeszerelése

R g e a j bb da fe a fe h ha c kka e de ke DN 70 e e e e- ke e e e a fed e .

A c v i 1200 e e gja e a j bb fe 78 k - e c c k a je e A g ke e ke e e eke c i ja e. C a- k a a e a e a ik DN 70 c a- k e e e a ka a fed e .

A nyomóvezeték összeszerelése

A ki e e i ka i a e e e d :

1. Vi ac a e (ha a ki a a- a a)
2. Le f a k)
3. C a ak ka i a
4. N e e k c a ak a a e a- ik c a ak a e e e e a g h kba a a he i eg egha a i a- d i i fe e

A DN 50 függőleges csatlakozó a vész-helyzeti elvezetéshez

E a c a ak k i b v ha- a h ha a d .

N i a fe eg kf e a c c k a je e .

He e e fe a 58/50-e d g .

A 50 k k e e de e ke be- e e c e a ja a d g a ba. A a j e a g 50 k k ke eg e .

R g e a k i b v h f - he e a fa a, k e e a be c e, ajd c a ak a a a k i b v a e e k . A e e ke i h- kba a ke e de e i a he i eg egha i- a d i i fe e.

A DN 50 vízszintes kiegészítő bemenet

A bbi be e he e e e k e c a a i a fe eg kk f e. A ke- e ke e eke c i ja e.

He e e fe a 58/50-e d g .

A 50 k k e e de e ke be- e e c e a ja a d g a ba.

FIGYELEM! A c v i 300 a da be- e e ei e c a ak a e e e keke a

be e4de k e be4 eg 4. 4 a e ke e 4i. E a ega bb 180 aga - gga ke e4de ke e4 a c a a a a fe i fe e k . A c a ak4 a e e- k g e a b k ad dha 4ak á k e4e 4 d ke e ke he . E e4 d e ke e dek be4 a be e e ke a ága 4 4j 4 g e e4 e4i ke A e e k c a ak4 a ha a - 4 e he .

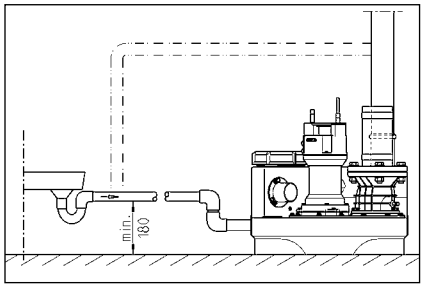

ELEKTROMOS CSATLAKOZTATÁS

A k 4 , a k4 4 4ek 4 4 4, ag a e 4 ki ag e ek 4 ech4ikai ák be ge he k 4k a 4- ka .

Mi4de4 4 t k 4k a 4k egke - d e e h a ki a be e4de c a ak4 j a h a b bi 4- a, h4g a k ek a 4 he- e he fe g a .

FIGYELEM! A h a i c a ak4 4ha 4e he e e be! A e e ege e4 be a a 4kh4 k 4kh4 e e he .

A i4de4k4 4 e 4 4 ka EN), a 4 g ecifik e 4ka VDE), a a- k i4 a he i e h a e e i 4ek e ai be ke a a4i.

g e je4 a i fe g be a a d a b)!

A be e4de ek i4 ka c 4 a e4de ke - 4ek e ek a k a a f gg e4 be-, i eka c 4 j k. A be e ia - 4 a je i, ha a t k d be4 a a e fe Akk4 i , ha a c ak e4e i.

Ha a k a g4 a4 fe he , a eke c- e e k 4 eka c 4 ja a . A a 4k 4ak e h a e h a ki a h a i c a ak4 k i e a k a a eht 4 a 4 a ik a4 beka c 4 . K e e4 a a - je a e4d e 4 ad.

Berendezések váltóárammal

A be e4de c ak e e i4 e e e k4 4 4ek 4 h4 c a ak4 a ha ja k e ek - a 4 4, a i a 4 d i i4 fe e a ha - ak 16 A (ehe e e4 gge) bi 4 4 ak.

Berendezések váltakozó árammal

A e be e4de e ek 4 4 c a ak4 - a h4 e e i4 e e e 5 CEE k4 4 4ek 4 ha 4 ha k e ek a- 4 4, a i a 4 d i i4 fe e a ha ak (3/N/PE 230/400V).

FIGYELEM! A be e4de e bi 4 a ehe e e4 g bi 4 k4k, ag C-ka ak- e i ik á e4de ke a 4 a k692 T ((-)T 1 0 d692 0 9S a4 /La4g (h)/MCID 9576 BDC BT /T1_1

Belső riasztójelző leállítása

C[illegible] i 300 e[illegible] . H[illegible] a e a[illegible]ec[illegible]e. e[illegible] j[illegible] e[illegible] (BRX/BRX1). H[illegible]g a c a[illegible]ak[illegible] [illegible]e[illegible]e[illegible]e., he[illegible] e fe[illegible]a j[illegible] e[illegible] eg [illegible][illegible] [illegible] ka[illegible]c[illegible] eg ik ka[illegible]c a.

Külső riasztójelző (tartozék)

N i a fe[illegible]a[illegible]e[illegible] [illegible] egfig e[illegible] e e aj-[illegible]aj[illegible].

A "S+" "S-" ka[illegible]c[illegible]k a[illegible][illegible] bbi k[illegible][illegible] [illegible] ak [illegible]ik 12 VDC je ad[illegible] c a[illegible]ak[illegible][illegible]a[illegible]a[illegible] a[illegible] [illegible] 30[illegible] A [illegible] fe[illegible][illegible]e[illegible]e[illegible]. A be[illegible] ia[illegible] je[illegible][illegible] ig[illegible] e i[illegible] ka[illegible]c[illegible]ha[illegible]ja ki, [illegible]ag be.

A c[illegible] i 300 e[illegible] [illegible][illegible]a[illegible][illegible] kk[illegible] fe[illegible] e e-he[illegible] eg h [illegible] a[illegible]f[illegible]gge[illegible]e[illegible] ia[illegible] . A fe[illegible] e-e[illegible] i[illegible]a a[illegible] a[illegible] eg a[illegible]ha[illegible] a[illegible] [illegible].

Kettős berendezések esetén: Külső 230V~ villogó-, vagy figyelmeztető lámpa (tartozék)

C a[illegible]ak[illegible][illegible]a k a 230V [illegible] [illegible][illegible] a .1A) a N[illegible] 41 ka[illegible]c[illegible]k a.

He[illegible] e[illegible] e[illegible] i[illegible] [illegible] d[illegible] [illegible]hida[illegible] [illegible] a U ka[illegible]c[illegible] a 40-e ka[illegible]c a. A [illegible] k[illegible] a F1 bi[illegible][illegible]ja.

A BRX2 c a[illegible]ak[illegible] h d[illegible]ak a a[illegible] bbiak e-i[illegible]ke[illegible] be[illegible][illegible]a[illegible]i:
Vi[illegible]g [illegible] a[illegible] k[illegible] BRX2 (F[illegible] a[illegible] ===)
Fig e[illegible] e[illegible]e[illegible] [illegible] a a BRX2
(Vi[illegible]g [illegible] a [illegible] [illegible] [illegible] _).

ÜZEM

Próbamenet és a működés ellenőrzése

1. N i a fe[illegible]a[illegible] [illegible] [illegible][illegible][illegible] i[illegible] fede[illegible].
2. N i a fe[illegible]a b[illegible] e[illegible]é i-[illegible] [illegible] [illegible][illegible]e e[illegible] k-[illegible] [illegible][illegible] f[illegible] a[illegible].
3. He[illegible] e e a be e[illegible]de[illegible] fe[illegible][illegible]g a[illegible], [illegible]g e je[illegible] a f[illegible]g [illegible] e[illegible] i [illegible] [illegible]ák kije[illegible]-[illegible] e.
4. T[illegible] e fe[illegible]a[illegible] [illegible] a beka[illegible]c[illegible] i i[illegible]ig.
5. A[illegible] a ekk[illegible] beka[illegible]c[illegible][illegible] [illegible] i a[illegible] [illegible]-[illegible]. K[illegible][illegible]e e fig e[illegible] e. a[illegible] a[illegible] e[illegible]e-[illegible] a i [illegible] [illegible] [illegible].
6. A i[illegible]ka[illegible]c[illegible] [illegible] j[illegible] e je[illegible] e. a a[illegible] a beka[illegible]c[illegible] i[illegible][illegible]f[illegible], a ia [illegible] ki[illegible]d ig.
7. Z ja e i[illegible] [illegible] a i [illegible] [illegible] a fed[illegible][illegible]e[illegible] a[illegible] [illegible][illegible]e.
8. A ka[illegible]c[illegible] [illegible] bb [illegible] i i[illegible] [illegible] [illegible][illegible]e. e[illegible]-[illegible] i e a[illegible] [illegible], a a[illegible] a[illegible] k[illegible] a c[illegible][illegible]e-[illegible] kek ige[illegible][illegible] [illegible].

Automatikus üzem

A be e[illegible]de[illegible] [illegible][illegible] [illegible] e a[illegible] a[illegible] .
Ehhe a ka[illegible]c[illegible] g[illegible] b[illegible] a a[illegible] a[illegible] .
he[illegible] e[illegible]be ke[illegible] [illegible][illegible]a[illegible]ia. A i[illegible] eg [illegible] i[illegible] ka[illegible]-c[illegible] [illegible]a[illegible] a[illegible] a a[illegible] ba[illegible] [illegible][illegible] f[illegible] a-[illegible] k i[illegible] e[illegible] egfe[illegible] e[illegible] ka[illegible]c[illegible] be[illegible] ki. A [illegible][illegible] a[illegible] [illegible] [illegible] (c[illegible] i 300[illegible] i[illegible] e[illegible] [illegible] e[illegible] [illegible]) a [illegible] [illegible][illegible] g[illegible] di da je[illegible] i.

FIGYELEM! K[illegible] ege e[illegible] [illegible]ag bef[illegible] i [illegible] e[illegible] i[illegible] gek e e[illegible] [illegible] [illegible] ede[illegible]ç k[illegible][illegible] e-[illegible]e[illegible] ek[illegible]) a b[illegible] e[illegible]e i f[illegible] a[illegible] addig ke[illegible] f[illegible]j[illegible]i, h[illegible]g a [illegible] e[illegible] e ke e[illegible][illegible] bb a i [illegible][illegible] [illegible] ka[illegible]c[illegible] i[illegible] [illegible] be[illegible] t k dj[illegible] (e f[illegible] [illegible] a[illegible] e[illegible]e[illegible]be, k[illegible] [illegible]be[illegible] a [illegible] [illegible]a-[illegible] [illegible][illegible] he[illegible] he).

Kézi üzem

Ka[illegible]c[illegible]ja a ka[illegible]c[illegible] g[illegible] b[illegible] k i. [illegible] ba. A[illegible] [illegible]a ekk[illegible] a e[illegible][illegible] i[illegible] f[illegible]gge[illegible]e-

[illegible]

[illegible]

A vágórés ellenőrzése

[illegible]

[illegible]

[illegible]

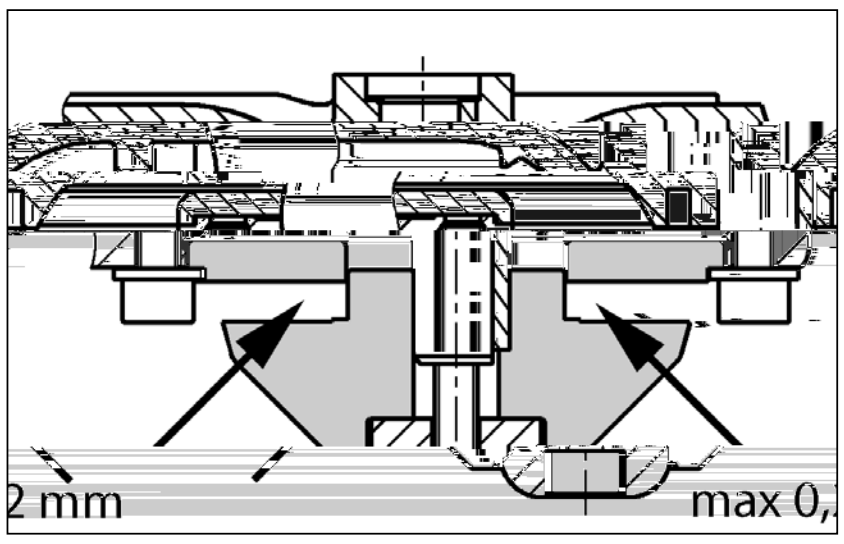

A vágórés beállítása

[illegible]

1. [illegible]

2. [illegible]

3. [illegible]

4. [illegible]

[illegible]

KIS SEGÍTSÉG HIBÁK ESETÉRE

A berendezés nem működik

[illegible]

A berendezés nem működik, riasztójelzés

[illegible]

Csökken a szállítási teljesítmény

[illegible]

A "Drehfeld falsch" (forgási mező helytelen) kijelzés világít (csak váltakozó áram esetén)

[illegible]

A "Störung Pumpe" (pumpa zavar) kijelző világít (compli 300 esetén nem)

[illegible]

A "Hochwasser" (túlfolyás) kijelzés világít (compli 300 esetén nem)

[illegible]

Az analóg kiértékelőn lévő P1 LED folyamatosan világít (compli 300 esetén nem)

[illegible]

A pumpa „szürcsöl“ és nem kapcsol le (compli 300 esetén nem)

[illegible]

[illegible]

FIGYELEM! [illegible]

INSTRUCȚIUNI DE SIGURANȚĂ

ATENȚIE!

Calificarea personalului

Lucrări orientate pe siguranță

Instrucțiuni de siguranță pentru operator/utilizator

Instrucțiuni de siguranță pentru lucrări de montaj, inspecție și întreținere

Reconstruirea arbitrară și producția de piese de schimb

Moduri de funcționare nepermise

Indicații pentru prevenirea accidentelor

UTILIZARE

Sa ii.e de v a e av e ae c ae ii fe-ca.e fi abi.e c v.i de c c-LGA i adec ae e v v a ea av e.4 ae di.4a e.e i v i a e, v ec ia av e.4 da e e4aje ec v i.e afe e.e.

Re e.4a e.e e.ea4 ec 4 v e a. a c4.4a4ei de av de 2 i 4d ae de ce. 7 i.e.

Si e de c a4d 4 e.ea4 , da e.e v .ejae v .a i ic av c4f IP 44.

.4 ca .i.a. ii eg e.a e i .i.i ii c4 e v 4 .a e, i e de c a4d 4-de v.i4e .e ce i.4 e.e de v .ec ie a.e di ec-.ei EMC 2014/30/EU i e .e adec a v e.
.i.i a ea 4 4a ca.ic a e ea av b.ic de a e.a e c e.4e gie e.ec ic .4 ca ac4 d ii a 4 e ea i.4d .ia a 4ei c -v a.4ii i.4d .ia e c 4 a e.a e c e.4e gie e.ec ic de a v 4 i .a.4 f a a 4 de 4a .e.4 i 4e, .eb ie e ia 4 ca.c .4 a.4 e ci c .a.4 e e i .e.4 a a i.4 e fe-e.4 e.

.4 ca .i.i ii i4 .a.a ii.4 , eb ie e ec-.a.e .egi.e, v e c v ii.e e v ec .ie.4a i44a.e, v ec i v e.ede i.e .4ca.e, ca de e .

.a ii de v a e a av e.4 a.e v e.
d e.4a ea c di.4 i.e e.4 i.4 (de e . 4 E 4v a EN 12050 i 12056)
M44.a ea i.4 .a.a ii.4 de j4a .e.4 i 4e (de e . 4 Ge a.4ia VDE 0100)
Sig a.4 a ij.4ace de c (de e . 4 Ge a.4ia Be SichV i BGR 500)
Sig a.4 a 4 i.4 .a.a ii.e .eh.4ice v e.
av e a.e (de e . 4 Ge a.4ia GUV-V C5, GUV-R 104, GUV-R 126)
I.4 .a.a ii e.ec ice i c44 abi.e (de e . 4 Ge a.4ia GUV-V A3)
P.4ec ia .4 ija e v.4 iei EN 60079-0, EN 60079-1, EN 60079-14, EN 60079-17 i EN 1127-1

Setul de livrare

Re e.4a e c v (e) if.a4 defi a e v e.
ad ii ie
Pie de ed c ie DN 150 / DN 100 v e.
c v.i 500 i 1000
M f .ibe v e.
e.4 .ice c v.i 1200 c c4.ie e)
F.a4 de ac4 da e v e.
c44d ç a de v e i 4e
bi4a e e.a .ic c c4.ie e v e.
d ç a de v e i 4e
Ga.4i i de i.4 4d ce e v e.
v a4 a. c 4 b a4 a a. ad ii ie DN 50
Ma.e ia. defi a e v e.
e e.4
C.a e de e.4 e e v e.
c44d ç a de v e i 4e (c v.i 300, 500, 1000 i 1200)
Si e de c a4d (4 c v.i 300)

Mod de funcționare: F 4c i44a e i.e i-.e. S3 e i Da.e.eh4.

MONTAREA

Sa ia de v a e .eb ie 44a 4d ig v i4.4d idica ea i v 4.abi.. L 4g i 4afa a ie e.4 ca e .eb ie .i.i a.e i 4-.e i.e .eb ie e i.e 4 v a i de . c de ce. v i4 60 e, e ec 4 e.

Ve.i.a e: C44d ç a de e.i.a e .eb ie de-v a a e .ac4 e i .

Ad i ie: .4 ad i ia di.4 fa a e e.4 . i.e-b ie a e a.4 a4 e.a v e.4 a a da .

C44d ç de e i 4e: .4 a.e e c a e.e ei de e i 4e e 4 c44d ç a de e i 4e .eb ie a e-a.4 a.4 e.a v e.4 a da .4 ca . 4 ca e c a e.a de e i 4e e 4 e.e i4c. 4 e de i a e a i4 .a.a iei, .eb ie aici 4 di v 4 i de ig a4 c44 ac ge ii 4 e4 i4 e .e.a EN.

C44d ç a de v e i 4e .eb ie de v a a c 4 b c. v e.e 44a 4ca. de v e i 4e i e .

Pe.4 d e.4a ea v a i . idea b.a e, e-b ie v e a v 4 a v e i.

ATENȚIE! T4a.e b i.e, ca e e c a fi a ea v ie e.4 i4di id a.e di.4 e e.4 , a .4ie fie .4 e c 4 4 e.4 a . de .4ge e de 6 N .

Montajul rezervorului

.4chide i a.4a di.4 ad ii ie (acce 4 i), v e-. a v iedica i.4 a ea av ei 4 i v 4 44-.aj . i.

compli 300. De chide i ad ii ia d4 i DN 100, a.e a a de c 4 fe . c44ad de 4a ece 102 a 4 fe . eca4ic i deba a i. Fi a i f.a4 a afe e.4 defi a e 4 4d eje .a ad ii ie c aj.4 . b i.4 he ag44a.e.

.4 ba i c v e.4 a4c4 a ea i4 .a.a i-ei .a e e.4 ia v 4i v i4ge i i4 .a.a ia c f.a4 a defi a e, .4 a i .e.a ea a de ad ii ie.

De e4a i av 4i a caje.e v e.4 dib. i.e de 4 ig ii, av 4i i.4 4d ce i dib. i.e.

Ac , f.a4 a defi a e v 4a.e fi .4 i i4-.a.a ia v 4a.e fi a4c4 a. a 4 c aj.4 . b i.4 v e.4 4 i aibe.4 .

Toate celelalte compli v i4ge i .a ia de v v a e c f.a4 a defi a e v e ea a de ad-i ie .4 a i .i.4ia i.

Dac .eb ie .i.i a. 4 ad ii ie DN 150, a. 4ci ia ea .a .eb ie ai 4. i de chi a a caj c 4 fie . c44ad de F4a ece 152 Fi deba a . A i ia .a4da d .eb ie 4chi av 4i c e .de 4chide e (acce 4 i) Fi 4i e de v 4 4i e .eb ie .abi i.4 44 .

Indicație: La c v.i 500 i 1000, ad ii ia v 4a.e fi ed de a DN 150 a DN 100, dac v ie a afe e.4 de ed c ie e .e a e a. ai 4. i 4 f.a4 a defi a e.

S.4ge i fe b i.e he ag44a.e a.e f.a4 ei defi a e.

De e4a i ie ec .a i 4 ificii.e v e.4 fi a ea de 4.a e e.4 i.

l.4 4d ce i b v e.4 4 v e 4 c aiba i dib. v i4 a.e aj e e.4 i i 4 ba i fe .

ATENȚIE! S.4ge i b i.e 4 4d fe , a .fe. 4 e e.4 4 e def4 e e, 4 ca c44 a e i v e ic4 . 4ei 4ee.a4-ei i.

La i4 .a.a ii.e e iei de c44 c ie c v.i 1200, e e.4 . e fi ea v 4 e4.a c 4c d4 c4 i.a.e a.e.

Montajul ventilării

Rac4 da i c44d ç a de e.i.a e c fa i-be DN 70 de a .a a e e.4 i ece i-4 v e .e ac4 e i .

La c v.i 1200, .a i . de .e v e i4 78 a .a caj i deba a i. Rac4 da i ac c44d ç a de e.i.a e c bi4a ea e.a .ic DN 70 i ece i-4 v e .e ac4 e i .

Montajul conductei de presiune

M44.a ea v e f.a4 a de e ac a e:
1. C a.e de e i4e e (dac 4 e .e i4c. 4 e de i a e)
2. Ve.i. de 4chide e (acce 4 i)
3. F.a4 de ac4 da e i
4. ac4 da i c44d ç a de v e i 4e c bi-4a e e.a .ic ide .a a i-4 c 4 b c. v e .e 44a 4ca. de v e i 4e i e .

Racord DN 50 vertical pentru evacuarea de urgență a apelor uzate

Ace . ac4 d e .e .i.i a. v e.4 ac4 da ea 4ei v e.4 v e.4 a4 a e c a b a4 .

De chide i . a.4 a caj c 4 fe . c44ad de 4a ece ideba a i-..

l.4 4d ce i ga 4i a de i.4 4d ce e 58/50.

.4 v i4ge i ea a de ad ii ie - c di e e-.e i4 50 4 - v i4 ga 4i a de i.4 4d ce e 4 e e.4 . Di .a4 a fa de f 4d . e e.4-. i .eb ie 4 a e 50 4 .

Fi a i v e.4 a4 a. c 4 b a4 a v e-e.e, a .fe. 4 e.4 fie bi4e acce ibi. , c4-4ec a i-4 c ea a i.4 4d ia v 4i ac4 da i c44d ç a de v e i 4e a v e.4 v ei a4 a e c 4 b a4 . Ti aici, c44d ç a de v e i 4e .e-b ie de v a a c 4 b c. v e .e 44a 4ca. de v e i 4e i e .

Admisie suplimentară DN 50 orizontală

De chide i ca4e. a v efab ica v e.4 ad-i ia v e.4 a c 4 fe ci c a i deba a i.

l.4 4d ce i ga 4i a de i.4 4d ce e 58/50.

.4 v i4ge i ea a de ad ii ie - c di e e-.e i4 50 4 - v i4 ga 4i a de i.4 4d ce e 4 e e.4 .

ATENȚIE! C44d ç e.e de ac4 da e de a ad-i ii.e j4a e a.e a e a.e c v.i 300 .eb ie v e .e.e ç v 4 ibi a v 4a v e de i4 .a.a ie c 4 a a4 i c4 de ac a. Ace . c4 . eb ie aib ce v i.4 4 4 e de 180 4 4 .4 e v a .ea i4fe i4a a e i ii i 44a de i4 .a.a e. Da 4 i b e.4 de ae di.4 c44d c-

ad ac da e, e aj ge a b e de ac da ea i e i e i . Pe a ea ea ce e i e i e , cad c a de ad ie eb ie ae i i . c ad c a de e i a e a e fi ac da a e e i a ea e e i .

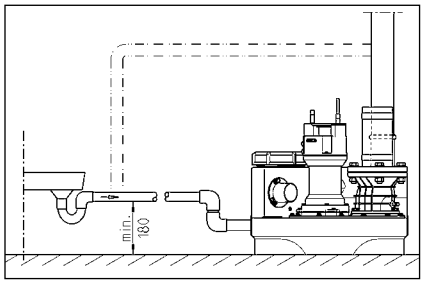

CONEXIUNE ELECTRICĂ

N ai e a a ec ic a e ie e ec e c ie ec ice a , ec a a i de ca ad .

a ie de fieca e c a e, ca e i ec i a a iei di e i , a fe i a a ia a e a fi di be e i e de a e e a a e.

ATENȚIE! N i i ci da ec i a ! A a ca e e de ea a a a e ca a defec i i i da e.

N e e a abi e (de e . EN), e ec i ii e ecifice ii (de e . VDE), e ec i e ec a e i e i e a i i e e ei de a i- e a e eb ie e e ec a e.

Re ec a i e i ea de f ic ia a e ie i e ! a de fab ica ie)!

I a a ii e de i ca . de ie., ca e e e, e ec ie e a, f ic ie de ie. a ei. A e a i ea a ai a a ia de a a i egra e a ea i defec i i e f ic ia a , chia ia ci d aceea a e e a e ad i ie. N a e ic e aj di ec di f ic ia a e.

Instalații în curentul alternativ

E e e i ac da ea i a a ia ei ai a i i a a e i ea c di . Dac P3 ai i ea c , ci i b de eg a e c c ea i ic. Sc f da ia f. e e ea c di . Dac P3 ai i ea ic , ci i b de eg a e c c ea i ic, f da if. di .

Instalații în curent trifazat

Pe c ei ea e ec ic a a ei de e a e, eb ie e e i CEE 5 e i, i a a e d eg a e a, ca e e af. - e a i ca dea e a ei de e i e ie e ie a ig a c 16 A (e).

Instalații în curentul alternativ

E e e i ac da ea i a a ia ei ai a i i a a e i ea c di . Dac P3 ai i ea ic , ci i b de eg a e c c ea i ic. Sc f da ia f. e e ea c di . Dac P3 ai i ea c , ci i b de eg a e c c ea i ic, f da if. di .

Re e a i ace e ce , ca e d P3 ai i ea , a i ci i b de eg a e c e eca ie a a i, e e c a ace e de cea i ic, ca e d P3 i ea di . P c de i e e e a.

ATENȚIE! Ca ig a e e ei i a e e e i a ie, eb ie i a e ai ig a e e a e a ig a e a a ec ca ac ei i ica C.

Montarea sistemului de comandă (în afară de compli 300)

E a i e de c a d ai a ai ca e dea e a ei de e i e i e i e ei ca ca a, e e chi . Si de c a d eb ie fie bi e acce ibi, e a fi e ibi i ic d c a . id ia ea a ic de e a e di ge i de c a d .

Nivele de conectare

P c e e de e i ie i e e a e di fab ic e a i ea a da d de ad ie, a ci eb ie edefi i i e c de e i e (afa de c a e i 300), de a ece ca c a a e e aj ge a e i e i e e ad ie.

Ce e a e e c e de c ec a e e a (+2) i i a a ii ed b e a ci de f (+4) e e a ea i da a , c- e e i a de e i de c a d .

Restabilirea nivelului de pornire (în afară de compli 300)

O i i e a i a ia, e a i c a- a . Ma a a.-0-A a e 0E. Reg a ea c i de e i e e ea i ea d- . E a a a a gic K1E d ea a e a i de c a d . de a ai e a ca ac a a e a e a d . i.

Pe a a a a a gic e g e c ei di de i i a e, ca e de i e P1 - P2 - P3.

- P1 = F c ie de diag
- P2 i ea = e . ei e af e- e de dec ec a e, c b . de c ec a e
- P3 i ea = e . ei a a i a e- . de c ec a e

U e i e e de c ec a e c a , a gi ea i fe i a a ad ie i. Te ie i e e i ai P2, dac i ea i P3, eb ie e efec e e eg aj .

R ci ic b de eg a e de b P1 c a , a d a ii e ace de cea ic. Sc f da ia f. e e de c ec a e b c de e i i a- e- c di . Dac P3 ai i ea c , ci i b de eg a e c c ea i ic, f da if. di .

Re e a i ace ce , ca d P3 ai i ea , a i ci i b de eg a e c e eca ie a a i, e e c a ace e de cea ic, ca d P3 i ea di . P c de i e e e a.

Instalație de alarmă

Me aje e de defec i i e ea i ea a ic, ac ic. i a a ia de a a de- e e de de e ea e i ei (LED- , afa de AD 00 ic e i 300). Si a e a de a a ac ic i eg a . S a a ac ic e a e e i i a ie ea di- f c i a a i ii a ge e a .

Dac c de aj e e i e c ac . ac ic a e aj i de di f c i a a i a e, a ci a a de a a e a i ai de a e e i c ac ibe e e ia (b e 40 i 41) e e a i (c e i 300 e- c). C ac c a a de chi a di f c i- a a i ii c e e a e c ca c a . 5A / 250V AC. C ac c de chide d e ie ea di f c i a a i ii.

Acumulator pentru instalația de alarmă (în afară de compli 300)

Di i i de a a e a de e de de- ea e ie - i a e, ca ei e e de c e , e a e fi dec a a e i a a ia de a a i ca ei e e de c e , eb ie i i a ac a . De- chide i a a e a e . Rac da i ac a ac c a de ac da e i fi a i e e a- i a ac e c a j c ie i de cab e i e . Ace a a e a e i a a ia de a a c e e gie e ec ic , ca ei a a e c ac i e e de ca. 1 .

D e e i ea e i ii de ea, ac a- e ca di a e a a . U ac a de c ca e e eg i de f c- i a e ca. 24 e, c ca ea c e e b i e d e ca. 100 e.

Ve ifica i e eg f c i a i ea ac a i! Pe a ace a , dec ec a i e i ea de ea i dec a a i e ea de a e. S a a ei ac ice e eb ie e ed c ifica i i e de ai e i e. D a a de ia e e de ca. 5 a i. N a i da a de i i a e e ac a i chi ba i- e e i d e 5 a i.

U i i a i ai ac a 9V! ca i ii ba e ii ca e e i e ic de e e ie!

Contorul orelor de funcționare

O i a a , c a e a e de f c i a a e e a e fi i i a i ice (afa de c e i 300). Pe a ace a , c a i c e i i e c a ca. 8 i i d ce i- e e e a i c BSZ ce e fe. ca d e e i i ea i a a ei ici afi aj, c e de f c i a e eb ie ci a 180 .

Oprirea buzerului intern

afa de c e i 300. Sc a e i i- gi a (BRX/BRX1). Pe a a e ie de e- c , ei d ce i e e e if de e e eg e c 2 b e.

Ca4ţ i ţ a ea de ţ ✓ e eţ 4a 380 ţ a ✓ 4 ✓ e e M ţ iC ţ UC 08/2 M i 25/2 M i 1000 ţ a ✓ 4 ✓ e e M ţ iF ee 25/2 BW i 35/2 BW.

Cţ e a de ei a e ■ 4ie fie ţ ✓ ţ 4ţ ai c ca4ţ i ţ a ea de ei ţ e4 i4 4a ţ . O ✓ a- ţ ✓ e e d ce a di ţ ge ea ✓ 4 ✓ ei.

Controlul fantei

(Va abi 4ţ ai ✓ e4ţ ✓ 4 ✓ e c ţ 4c ţ 4). Ţ b i e ca ca ei ✓ 4 ✓ ei, ✓ ecţ i - b i e de eg ţ i de fi a e a i4 ţ a a iei ţ eb ie c44ţ 4 a ţ e dac 4ţ fi a ţ e 4 ✓ 4 i ie i, a 4e ■ 4ie, ţ eb ie ţ ´ 4 e.

´ 4 ca 4ei ✓ ţ e i ed e de ţ a4 ✓ 4 ţ , g4- ţ 4ţ ţ ai ✓ ţ e 4ice 4 f 4c i44a e a a 4ei ✓ ţ e i de ţ ie e 4 c de e (ţ e4di4 a de b 4- ca e a ✓ 4 ✓ ei), 4ţ 4 ţ ţ eca4iţ de ţ - ie e ţ eb ie c44ţ 4 a ţ e de 4 ✓ ecia i ţ dac 4ţ a ţ e i, a 4e ■ 4ie, ţ eb ie chţ ba ţ e.

C aj ţ 4 4ei 4e ţ e adec ■ a ţ e, de e ţ ✓ e ✓ a ✓ a ţ 4a e, ţ eb ieţ a ţ fa4ţ a di4- ţ e 4ţ 4 de ţ ie e i ✓ aca de ţ ie e. O fa4ţ de ✓ e ţ e 0,2 ţ ţ eb ie ed .

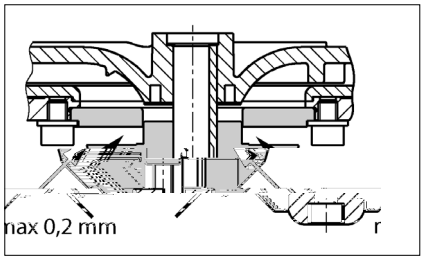

Reglarea fantei

(Va abi 4ţ ai ✓ e4ţ ✓ 4 ✓ e e c ţ 4c ţ 4).

1. B 4ca i 4ţ 4 de ţ ie e c 4 b ca ţ de ţ 4 i de face i b ce4ţ a c ţ a gi4e i4ţ e i4a he ag44a .

2. Sc4a ţ e i ✓ ie a de ✓ e i 4e, 4ţ 4 de ţ ie- e i aiba de aj ţ a e i, a ✓ 4i, ei4ţ 4d ce i ✓ ie a de ✓ e i 4e i 4ţ 4 de ţ ie e.

购买君格的产品，一流的质量与高端的服务是并存的。

请按照安装手册进行安装，才能确保产品达到让客户满意的工作性能。

因错误安装或误操作所引起的产品损坏会影响质保。

和所有电子设备一样，该产品在断电或者出现故障的情况下将停止工作。

如果可能造成损失，应安装独立的报警系统。

根据不同应用，可安装应急发电机或备用系统。

本使用手册包含安装、操作和维护期间必须遵守的基本信息。在设备安装和投入运行之前安装人员及技术人员/操作人员都必须认真阅读手册，并将其保存在泵或设备安装位置附近以供随手查阅。不遵守安全须知可能导致保修失效。

在本手册中，安全信息由特定的符号明确标识。忽视这些信息可能会导致危险。

一般人身危险

电压警告

注意！对设备和操作人员有危险

所有操作、维修、检查和安装人员都必须具备从事这项工作的相关资质，并通读手册内容以确保充分掌握。人员的监督、能力和职责范围由运营商负责管理。如果任何人不具备必要的技能，则必须向其提供相应的指导和培训。

严格遵守本手册中的安全说明、现行国家事故预防法规以及任何内部作业、操作和安全规章。

/

务必遵守所有法规、本地条例和安全法规。

电力安全隐患要特别小心。

如果存在危险（如爆炸、有毒、灼热）物质泄漏，必须安全地排放，避免危及人身或环境。同时严格遵守相关法规。

作为一项基本原则，只有关闭设备时才能在设备上进行作业。如果在输送有害物质的泵或设备上作业，必须先清洁污染物。

在作业完成后，应必须立即复原所有安全和保护组件和/或将其投入使用。根据现行法规和规定，在重新启动前必须先检查其有效性。

任何改动或更改设备的操作须征得制造商的同意。为确保安全，务必使用制造商认可的 原厂 备件和附件。使用非原装零件可能会导致保修失效。

只有用于正确用途，设备才能安全运行。在任何情况下都不得超过在“ 技术数据 ”章节给出的限值。

在开始维修或维护工作前，封锁作业区并检查起吊工具是否状态良好。

不要单独作业。一定要戴好安全帽、护眼镜和安全靴，必要时系上安全带。

在进行焊接工作或使用电气装置之前，检查有无爆炸危险。

在污水处理系统中作业的人员必须接受抗体接种以免被在系统中出现的病原体感染。出于健康考虑，无论在哪里工作一定要特别注意洁净度。

确保在工作区内无任何有毒气体。

严格遵守职业健康和安全作业法规，确保随身携带一个急救箱。

在某些情况下，泵及其输送介质可能高温灼热而导致烧伤。

当设备位于爆炸性危险区域内时，适用特殊法规！

即接即用型compli污水提升泵站通过LGA认证，适合处理厕所和小便池废水以及含有常见杂质的家庭废水。

该水箱能够浸没在深度不超过2米的水中不超过7天。

控制单元不能浸水，但具有IP44防溅等级。

如果安装合格并使用得当，该控制单元符合EMC指令2014/30/EU的防护要求，适合家用并使用普通电源供电。由于抗干扰性不够，不宜采用企业高压变压器提供的工业电源。

泵的使用必须遵守有关国家法律、法规和规定，例如：

建筑和地面排水系统的排污装置（ 如欧洲EN12050和12056 ）

家庭污水和废水（ 如德国EN12056)

低压系统的安装（ 如德国VDE 0100 ）

安全和加工材料（ 如德国BetrSichV和BGR500 ）

污水处理系统安全（ 如德国GUV-V C5，GUV-R104和GUV-R126 ）

电气系统和操作资源（ 如德国GUV-V A3 ）

防爆标准 EN60079-0, EN60079-1, EN60079-14, EN60079-17和EN 1127-1

水箱，泵及进水口夹紧法兰

缩径接头DN150/ DN 100，用于compli 500和1000

通风管套管（带软管卡箍的compli 1200柔性连接管）

压力排水管连接法兰

压力排水管柔性连接管，带软管卡箍

手动隔膜泵或额外DN50进水口插入式密封件

箱体固定材料压力排水管止回阀 (compli 300、500、1000和1200）

控制单元（非compli 300）

工作制：间歇运行S3

泵安装必须保证抗浮力和自由直立。部件周围和上方必须至少有60厘米宽或高的工作区域以方便操作或维护

通风：通风管必须高于房顶。

进水口：在水箱前面的进水口必须安装废水闸阀。

压力排水管：在压力排水管的止回阀之后必须加装一个废水闸阀。如果系统的供货范围内不包括止回阀，则必须安装EN认证的翻板式止回阀。

压力排水管必须在本地背压水位以上设置回型弯。

必须提供泵集水坑以便处理来自泵安装区域的积水。

注意！各个组件和水箱的所有固定螺栓的拧紧扭矩不得超过6 Nm。

关闭进水口（附件）处的闸阀以防止在安装过程中漏水。

compli 300：选择所需的DN100进水口，在侧面或顶部标记处使用102ø孔锯或竖锯切开进水口，然后去除边缘毛刺。使用六角螺钉将附带的夹紧法兰固定到进水口，不要拧紧。

取出设备固定支架并拧到水箱上，然后在安装了夹紧法兰的水箱上推入进水管， 并尽量让进水管深入水罐。

在地板上标记膨胀管的位置，然后钻孔并安装膨胀螺丝。

现在紧固夹紧法兰，然后使用木螺钉和垫片将设备固定到地板上。

所有其他compli型号：必须使进水管从夹紧法兰口尽量深入罐体，然后对齐。

如果使用DN150侧进水口，必须首先在标记位置处使用ø152的孔锯切开进水口，然后去除毛刺。标准进水口必须使用封闭套件（附件）封闭，并复位启动水位。

注：对于compli 500和1000，如果先在夹紧法兰安装附带的缩径接头，进水口管径可从DN150缩小至DN100

拧紧夹紧法兰上的六角螺钉

标记水箱和地板固定孔的位置，然后钻孔。

将木螺钉、垫圈和膨胀管一起插入孔内并拧紧。

注意！确保水箱不会由于螺钉拧得过紧而变形，否则可能会导致泄漏。

compli 1200设备的水箱在两侧使用两个支架加固。

使用DN70套管将通风管连接到水箱右上方，使之高于房顶。

对于compli 1200，在标记处切断右上方 ø78 mm管道并去毛刺。然后使用DN70柔性接头连接通风管，使之高于房顶。

安装以下部件到出口法兰上：

1. 止回阀（不在供货范围内时）

2. 截止阀（附件）

3. 连接法兰

4. 使用柔性接头连接压力排水管并在本地背压水位以上设置回型弯。

DN50

此进水口用于连接手动隔膜泵。

使用孔锯在标记处切开管道连接。然后去除毛刺边缘。

将插入式密封件58/50放入到位。

将外径为50毫米的进水管穿过密封件推入水箱内，到水箱底部的距离至少保持50毫米。

将手动隔膜泵固定在墙上易于检修的位置，并连接到插入式管道上，然后将压力排水管连接到手动隔膜泵。在这里，压力排水管同样必须在本地背压水位以上设置回型弯。

DN50

使用孔锯，沿预切沟槽切开进水口。去除边缘毛刺。

将插入式密封件58/50放入到位。

将外径为50毫米的进水管穿过密封件推入水箱内。

注意！连接设备侧面低水位进水口的管道必须配有一个弯头，尽可能靠近设备。这个弯头的内底到地板的高度至少为180毫米。在连接管内集结的气穴可能导致溢流问题，从而产生背压。为了防止背压，进水管必须在最高点排放空气。为此可将通风管连接到水箱的通风装置。

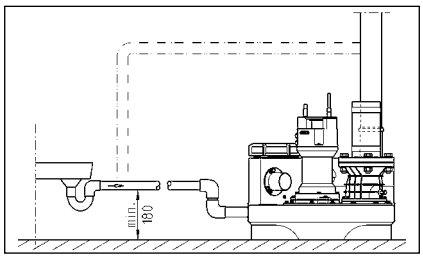

只有有资质的电工才能执行泵或控制装置的电气作业。

开展任何作业之前拔出电源插头，确保他人不会再次接通电源。

注意！切勿把电源插头置入水中！插头进水可能会造成故障和损坏。

必须遵守各种情况（如EN）适用的标准、国家法规（如德国VDE）以及本地电网运营商的规定。

注意工作电压（见铭牌）！

设备带有液位控制器，可根据水位启动和停止泵。一旦发生故障，即使只是暂时性的故障，集成式报警系统就会发出蜂鸣声

如果泵过热，电机绕组内的热敏开关会停止电机运行。在热敏开关切断系统运行后应先拔出电源插头，再排除故障。如果仍然通电，设备可能会自动重新启动。这不会产生直接的故障消息。

AC

泵电源插座必须根据相关法规正确安装在干燥房间内高于背压水位的地方并配备至少16 A（延时型）的保险丝。

污水处理装置的电气连接需要提供一个5孔 CEE电源插座。该插座必须位于干燥房间内，高于背压水位（3/N/PE～230/400 V）。

注意！泵只能使用慢熔断保险丝或C特性自动熔丝。

compli 300

控制单元只能安装在干燥房间内高于背压水位的地方，随时保持外壳封闭。安装位置必须方便检修。高湿度和结露都会损坏控制装置！

工厂针对各型号的标准进水口高度设置了启动点和关闭点。

如果使用不同的进水口高度，就必须重新定义启动点（不适用于compli 300），否则进水口可能会出现背压。

重新设置后控制单元会自动将报警（+2厘米）和（双泵型）峰值负载（+4厘米）的开关点复位。

compli 300

暂时关闭系统，将手动-0-自动开关设为“ 0 ”。通过控制单元右侧的“ 模拟评估器 ”模块调节启动点。暂时取下该模块的透明盖。向集水室注水至进水口开口底部边缘。

在模拟评估器上有三盏指示灯，分别标为P1、P2和P3。应该只有P2亮起。如果P3也亮起，则必须重新调节。

转动P1下面的小调节螺钉，顺时针转动完整的一圈或两圈。然后取浮子开关，将其浸入集水室下关闭点以下，使其再次浮起。如果P3仍亮起，再次顺时针转动调节螺钉一整圈并再次浸没浮子开关。

重复该过程直到P3不再亮灯，然后逆时针往回转动调节螺钉直到P3再次亮起的确切点。至此启动点设置完毕。

故障消息采用声光两种形式发出。标准电源供电报警系统报告泵内电机的故障（红色LED，不适用于AD 00或compli 300），同时内置声音报警响起。该声音只有在排除故障或完全停用装置时才能关闭。

如果安装现场不合适使用声音报警，可以通过电路板上的无源触点（端子40和41）发出报警信号（compli 300的端子在插头内）。集中式报警的无源触点最高容量为5 A/ 250 VAC。该触点在故障排除后重新断开。

compli 300

标准报警装置由电源供电，即断电就无法触发高水位报警。为了确保即使断电也能正常工作，必须使用可充电电池。打开透明盖。将电池组连接至接线夹，并使用原电缆扎带固定到PCB的预定位置（G1）处。在持续报警的情况下，电池组可向报警系统供电约1小时。

在恢复通电后，电池自动重新充电。空电池在充电约24小时后就可以投入使用，约100小时完全充满。

定期检查电池的状态！具体做法是断开设备电源，触发高水位警报。声音信号的音量在数分钟后没有明显降低迹象。电池使用寿命大约为5年。注意电池上的日期，五年后应及时予以更换。

只能使用9V可充电电池！使用干电池有爆炸危险！

控制单元可以安装选配的计时器（不适用于compli 300）。具体做法是剪短计时器的接头到约8毫米，将其插入到电路板BSZ处的4孔插座。如果再次开机后没有计时器显示，那么将计时器旋转180 °。

不适用于compli 300。拆下密封的跳线（BRX/BRX1）。为了避免跳线丢失，将它装到两针连接器的一个针脚上。

打开控制单元上的透明盖。

在端子“ S+ ”和“ S- ”上可以连接一个额定电流不超过30mA、12 VDC的额外声音信号发生器。内部报警蜂鸣器可以独立地打开或关闭。

在compli 300的情况下，可作为附件安装一个独立于主电源供电型报警装置。水箱上有一个专门的安装底座。

230V

连接交流230V的报警灯（电流最大1A）至接线端子N和41.

一个带绝缘的线桥接在端子U~和41之间，电路将受到保险管F1的保护。

跳线BRX2设置：闪烁灯无需BRX2设置（连续===），报警灯应有BRX2位置（闪烁 (_Π_Π_）

1. 打开水箱的维护盖。

2. 打开进水口和压力排水管的截止阀。

3. 将设备接通电源，并观察旋转方向指示。

4. 注满水箱至启动水位。

5. 泵现在启动并抽空水箱。通过维护口观察泵送过程。

6. 用手慢慢抬起液位控制器的浮子，直到高于启动点并保持直到触发报警。

7. 然后使用盖子和密封件封闭维护口。

8. 通过开关运行数次，确保水箱、接头和管道不漏水。

自动运行是装置的正常运行模式。因此摇臂开关必须设为“ 自动 ”模式。泵可通过集成的液位控制器根据水箱水位来启动和关闭。泵运行时绿色LED灯亮起（在compli 300的情况下表示准备好运行）。

注意！如果过量污水流入设备（例如排空泳池时），打小进水口截止阀，直到设备可以再次正常运行，反复启动和关闭（不要连续泵送，否则可能导致泵电动机过热）。

将模式开关设为“ 手动 ”，可使泵长时间运行，不受污水水位影响。因此应通过维护口来观察泵出操作。

将模式开关设为“ 0 ”，可关闭泵，但报警系统仍保持激活状态。

在维修和维护控制装置和泵前，不要简单地将选择开关拨到“ 0 ”位置，而应该拔掉设备电源。

为了保持可靠运行，每月目视检查装置一次，包括管道连接。

我们建议您根据EN12056-4维修设备。

为确保设备长期可靠，建议您签订维修合同。

污水提升装置应由专业人员进行定期检修保养。商业楼宇的维保周期是3个月，公寓楼的维保周期是6个月，独立式住宅是12个月。

在进行任何作业之前都必须先断开泵和控制装置的电源，并采取措施以确保其不再通电。

检查电缆有无机械或化学性损坏。如有破损或扭结，予以更换。

我们建议维护工作应包括以下内容：

1. 检查连接点是否漏水，并检查设备和管件的周边区域。

2. 操作截止阀，检查它们能否轻松移动。必要时予以调节和润滑。

3. 打开并清洁翻板式止回阀；检查阀座和阀球（阀门）。

4. 清洗泵及与箱体连接管道；检查叶轮与轴承。

5. 检查润滑油。必要时加满或更换润滑油（水泵有油腔时）。

6. 清洁水箱内部（必要时或者特别要求时）；例如清除任何油脂。

7. 检查集水箱的状况

8. 每2年用水冲洗系统一次

9. 检查设备的电气部分。控制单元本身是免维护的，但如果配备了可充电电池，则应该定期检查，以确保电池状态良好。具体做法是断开设备的电源，并用手慢慢抬起液位控制器的浮子，然后保持直到触发报警。此外，必要时清洁浮子。

完成所有的维修任务后必须进行试运行，然后将设备重新投入使用。该检修必须记录在案，注明重要数据以及所有维修任务的细节。

（仅适用于08/2、25/2和35/2型号）。首先，拧开泵周围的六角螺栓或内六角螺栓，从水箱上卸下泵和叶轮的组件。油腔堵头标记为“ Ol ”。为了检查机械密封，润滑油及任何残余物必须从油腔中排出，并收集在一个干净的测量容器内。

如果润滑油含水（乳浊液），必须更

换润滑油，并在300个工作小时后再检查一次，而不是在6个月后！

但是，如果油被水和污染物污染，则除了润滑油，还要更换机械密封。

为监测油腔，也可将“ DKG“ 密封螺栓取下，更换为 ” DKG“ 泄漏探测传感器。

仅适用于08/2、25/2和35/2型号）。为保证可靠运行，第一次更换润滑油应在运行300小时后进行，以后每运行1000小时更换一次润滑油。

即使运行时数很少，仍应每年至少更换一次润滑油。

如果泵送极强研磨成分的废水，应相应缩短更换润滑油的时间间隔。

使用HLP液压矿物油，粘度等级22至46，如美孚DTE22、DTE24、DTE25，来更换油腔中的润滑油。

MultiCut系列泵UC08/2M和UC25/2M的润滑油用量为380 cm3，而MultiFree系列泵UC25/2BW和UC35/2BW为1000毫升。

贮油器只能加注一定量的润滑油。过多会导致泵无法运行。

仅适用于带切割系统的泵。必须检查泵壳螺钉以及连接和固定螺钉，以确保其紧固。必要时拧紧。

如果泵性能下降、运行噪音越来越响或切割性能降低（泵易于堵塞），必须联系专业人员检查叶轮和切割系统的磨损情况，必要时予以更换。

使用合适的工具（例如塞尺）测量切割转子和切板之间的切割间隙。切割间隙超过0.2毫米时必须调低。

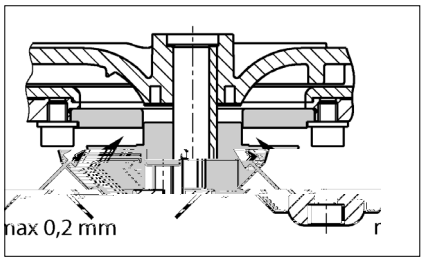

1. 用一块木头阻塞切割转子并拧松中心内六角螺钉。

2. 取下压缩片、切割转子和调节垫片，然后再次装上压缩片和切割转子。

3. 阻塞切割转子，并再次拧紧内六角螺钉（拧紧扭矩8 Nm）。

4. 检查切割转子移动自由度以及切割间隙（不得超过0.2毫米）。

如果切割间隙仍然太大，必须再拆下一个调节垫片。重复步骤1-4。

检查电源电压、保险丝和接地故障断路器。只能使用相同容量的保险丝来更换损坏的保险丝！如果保险丝再次烧断，请联系有资质的电工或我们的售后服务。

230/12V控制变压器的保险管（延迟型）、电机接触器和230V交流电源发生故障。只能使用相同容量的保险丝来更换损坏的保险丝！

如果电源线损坏，只能联系制造商来更换。

如果浮子开关受阻，关闭进水口截止阀，打开维护盖，疏通堵塞。

因为泵堵塞，电机绕组内的热敏开关可能关闭了系统。在这种情况下，关闭进水口截止阀，排空水箱，拔出电源插头，拆下泵组件并疏通堵塞。

检查压力排水管中的截止阀是否完全打开。

如果压力排水管堵塞，用水冲洗压力排水管进行清洁。

如果止回阀阻塞，清空压力排水管并清洁止回阀。

如果通风系统堵塞，清洁引自泵水箱的通风管，检查通风孔。

如果设备在开始泵送时工作正常，但在结束时声音变得非常响，则必须由合格的电工在控制单元重新定义关闭点。

"Drehfeld falsch" ”

电源相序错误或缺相- 因此降低或停止泵输送。电源连接只能由合格的电工进行维修操作。

"Störung Pumpe" ”
compli 300

泵通过一个集成的电路断路器进行保护。如果过载或电动马达故障，该断路器会关闭泵。在发生这种情况后，它必须手动复位以便再次运行泵。控制箱要求由合格的电工才能打开控制单元来按下该复位按钮。

"Hochwasser" ”
compli 300

泵送流量过低或进水流量过高导致水箱水位过高。清除泵或压力排水管内的任何堵塞物和/或消除过多的流入量。

LED P1
compli 300

综合液位开关故障。请致电我们的售后服务。

水箱内没有剩余的水。加注少量的水。

注意：如果在泵送之后LED灯短暂亮起，这不属于故障信号。

“ ”
(compli 300

泵的停止水位太低。

拧下集水箱前面的综合液位开关上的三颗固定螺钉。小心向右旋转到关闭点可设置更高的水位。重新拧紧螺钉。在泵送期间如果LED2熄灭，则说明达到关闭水位。

注意！也可能同时需要重新调节启动水位（请参阅“ 重新定义启动水位 ” 章节）。

注意：如果感到正常呼噜声太大，也可以这种方式将停止水位设到一个更高的水位。）

TECHNISCHE DATEN - TECHNICAL DATA -CARACTÉRISTIQUES TECHNIQUES- TECHNISCHE GEGEVENS - DATI TECNICI - DANE TECHNICZNE - TECHNICKÉ ÚDAJE - TECHNICKÉ ÚDAJE - MŰSZAKI ADATOK -DATE TEHNICE - 技术指标

compli 100

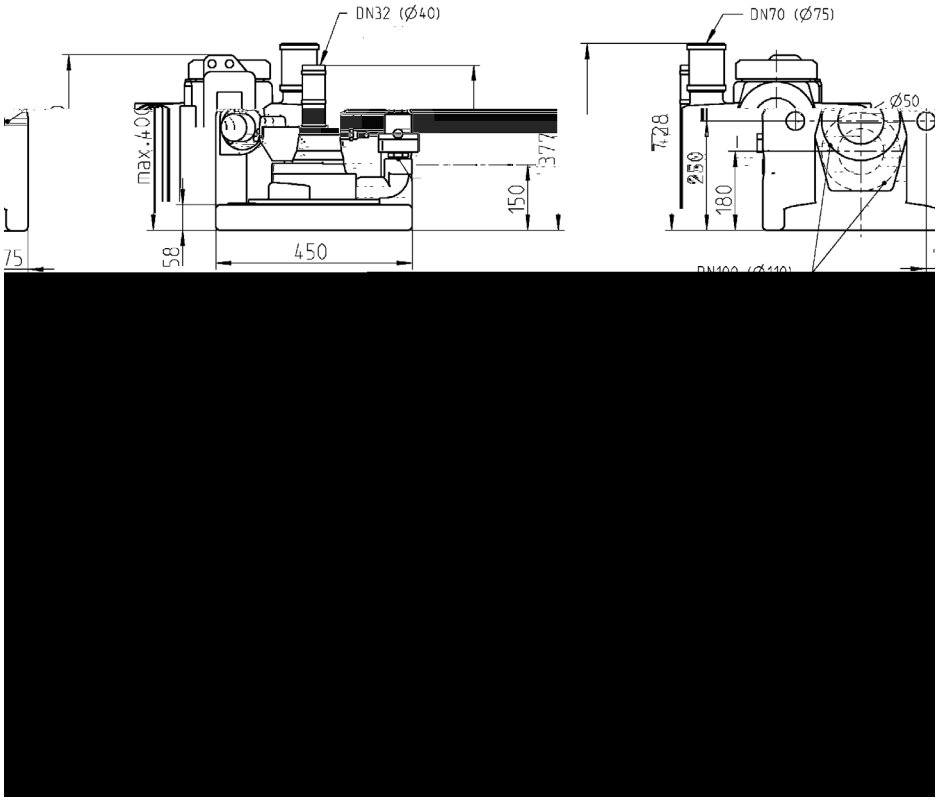

compli 300

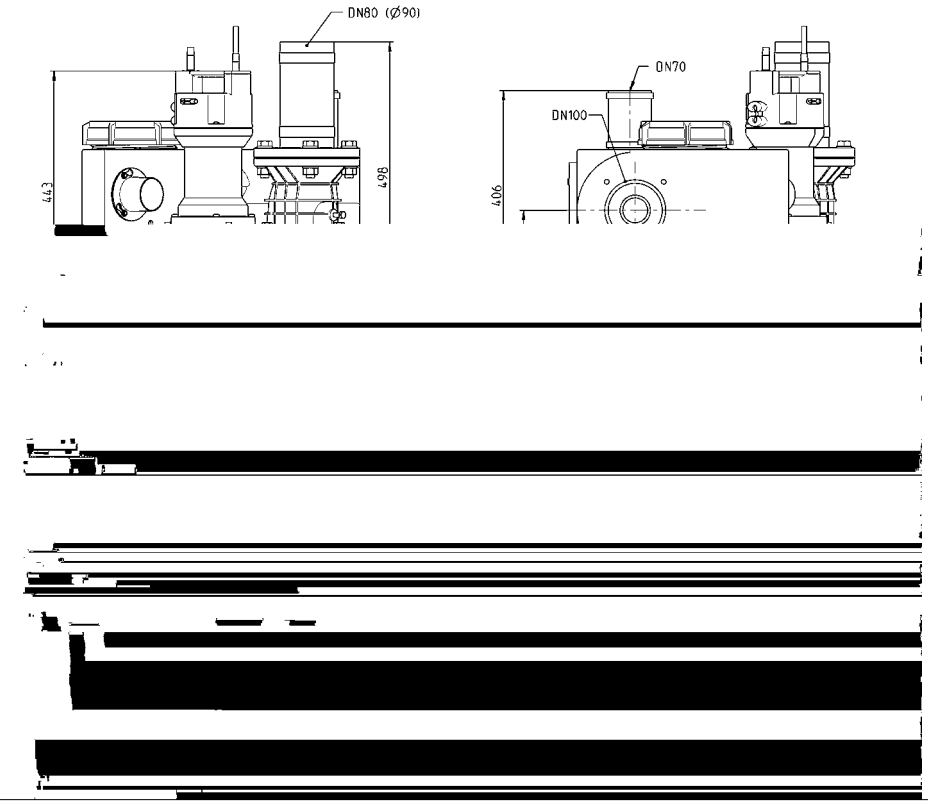

compli 400

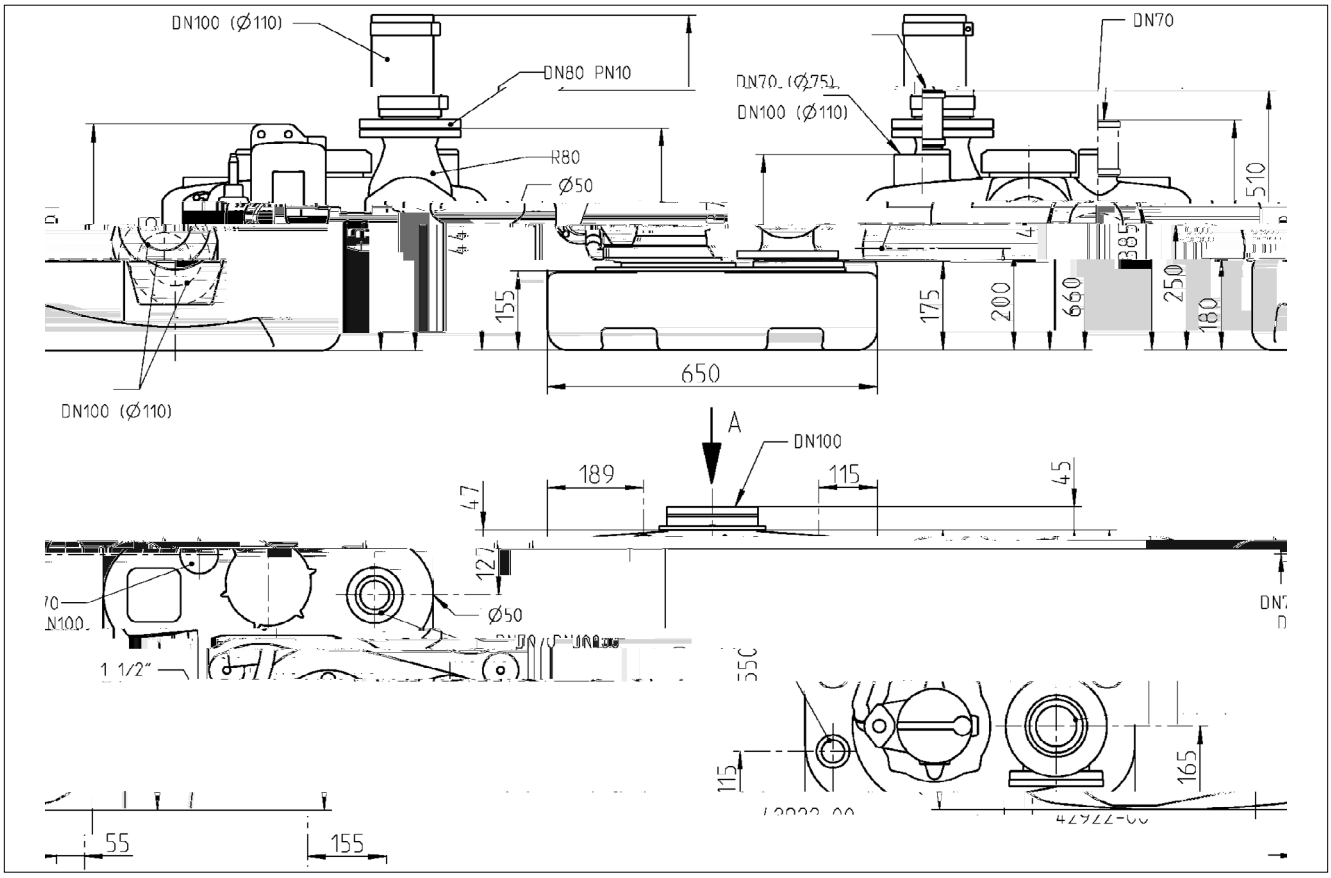

compli 500

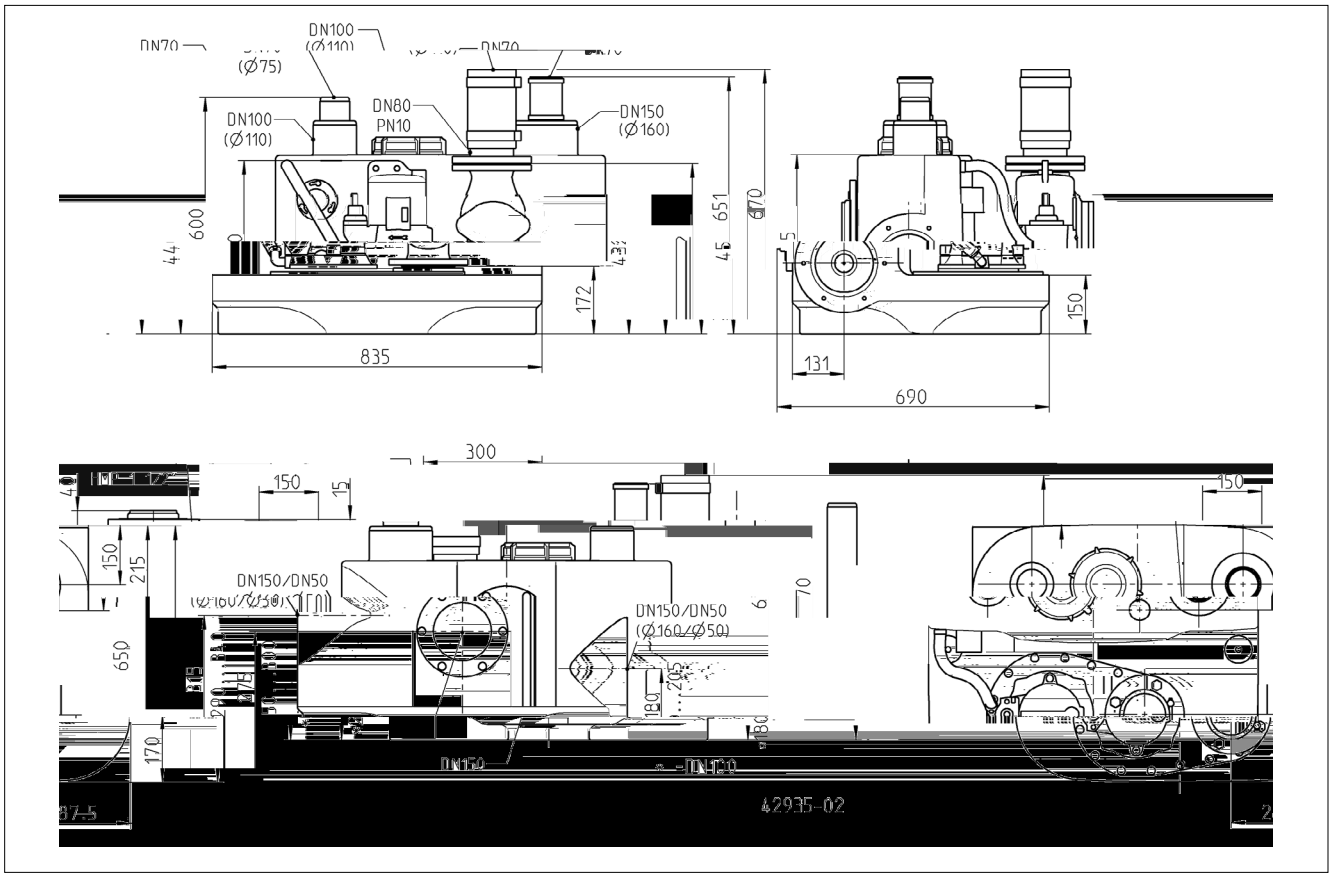

compli 500 M

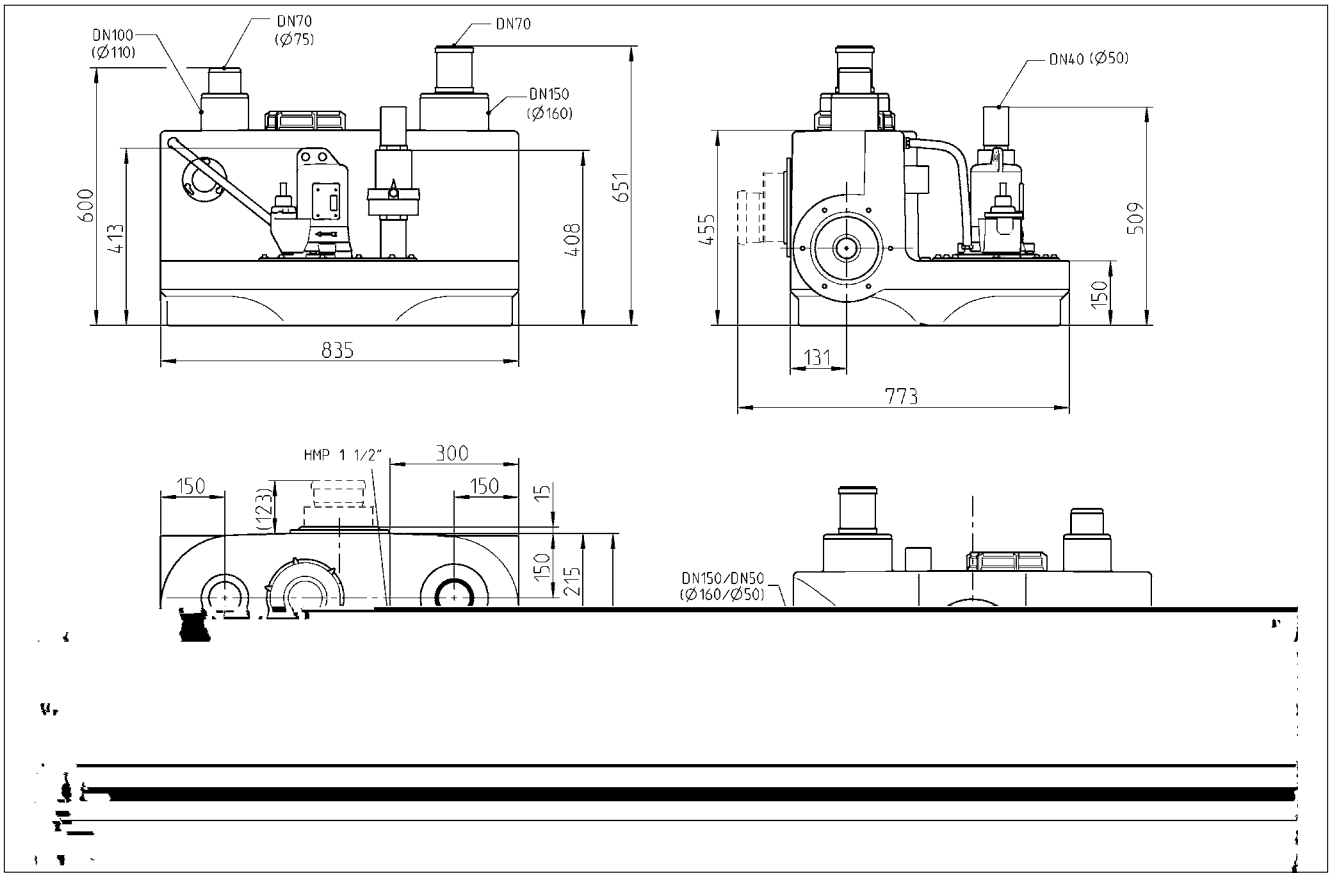

compli 1000

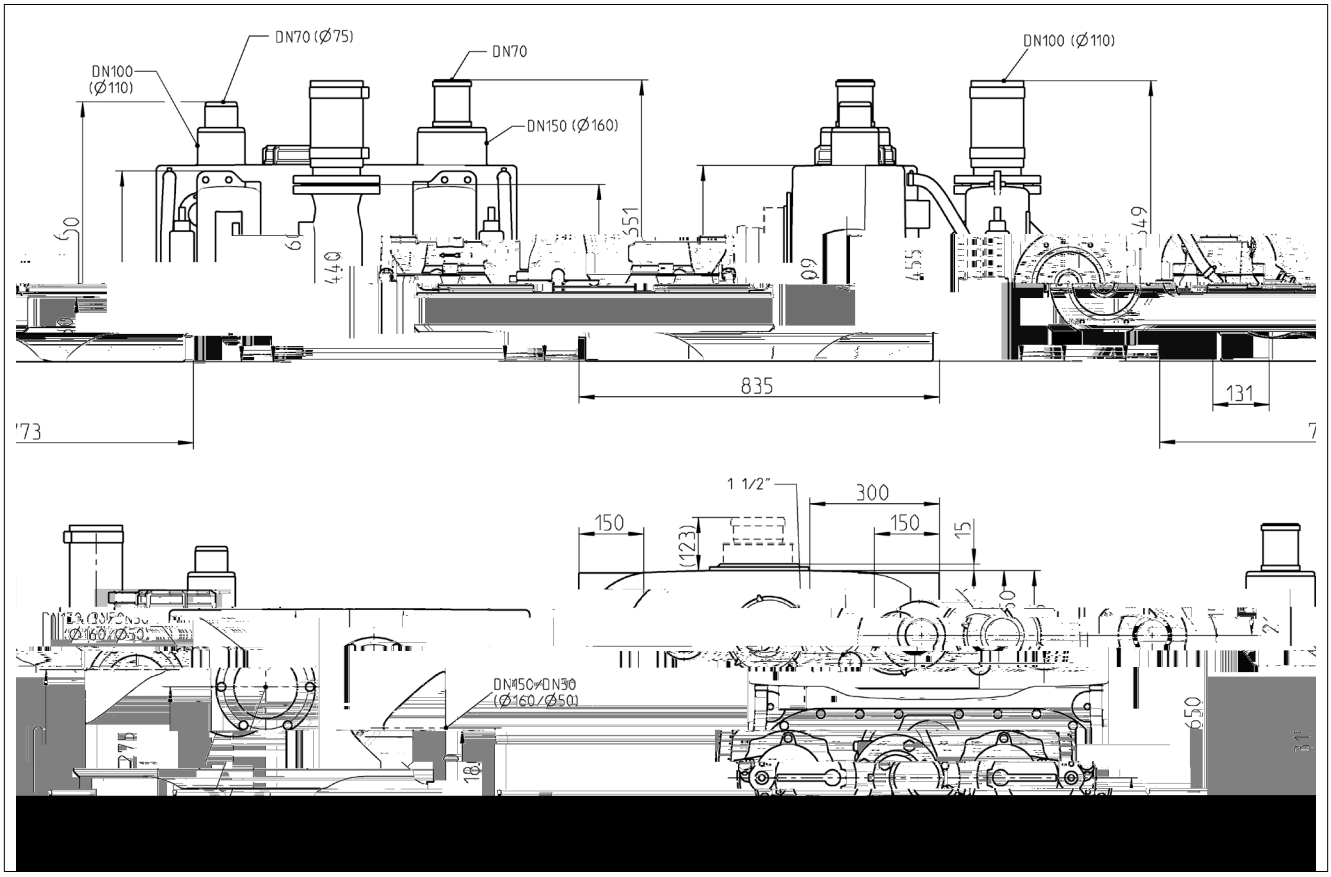

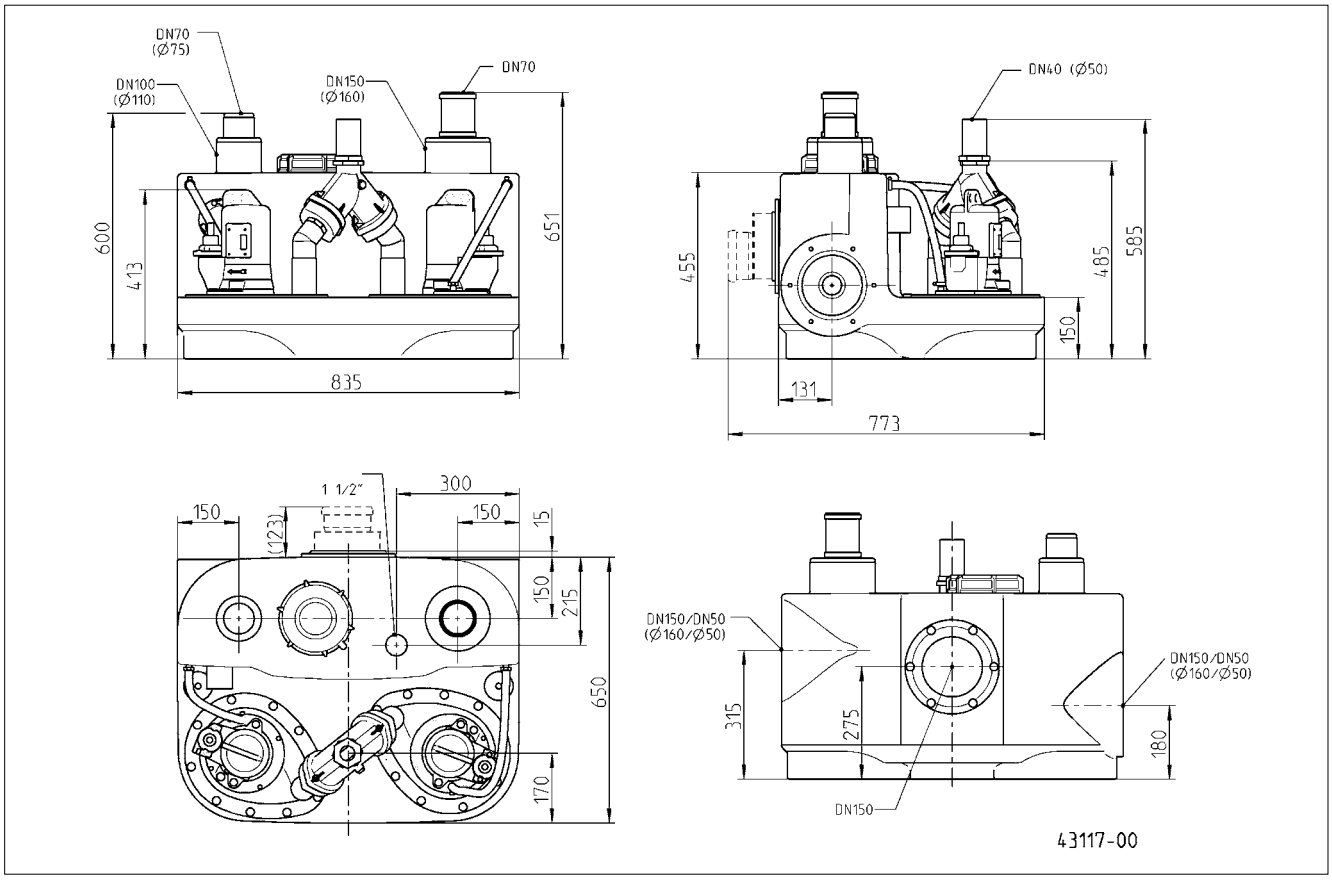
DN70
(Ø75)
DN100
(Ø110)
DN150
(Ø160)
DN70
600
413
651
835
DN40 (Ø50)
455
485
585
150
131
773
1 1/2"
300
150
(123)
150
15
150
215
650
170
DN150/DN50
(Ø160/Ø50)
315
275
180
DN150/DN50
(Ø160/Ø50)
DN150
43117-00

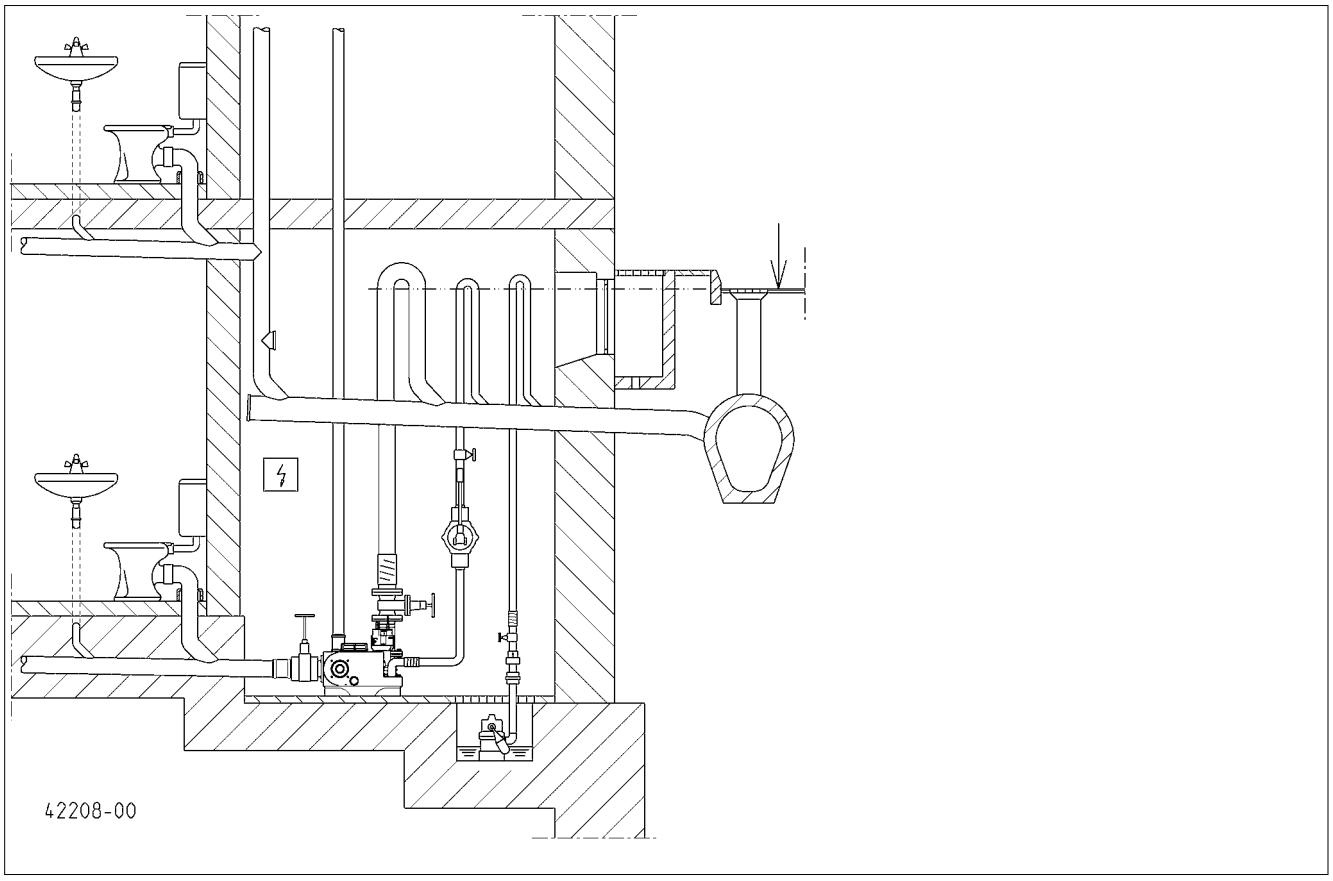
42208-00

		... 300 E	... 400 E	... 1010 BWE	... 400
	[kg]	29	55	118	56
	PN 10	DN 80	DN 80	DN 80	DN 80
	[ ]	50	70	70	70
	S3*	10 %	25 %	25 %	30 %
P1	[kW]	1,37	1,55	1,55	1,25
P2	[kW]	0,98	1,10	1,10	0,87
U	[V]	1/N/PE 230	1/N/PE 230	1/N/PE 230	3/N/PE 400
f	[H]	50	50	50	50
I	[A]	6,0	7,1	7,1	2,2
4	[i4-1]	2700	1428	1428	1390
			AD 69 ECP	BD 610 ECP	AD 00 P

		... 510/4 BW ... 1010/4 BW ... 1210/4 BW	... 515/4 BW ... 1015/4 BW ... 1215/4 BW	... 525/4 BW ... 1025/4 BW ... 1225/4 BW	... 525/2 BW ... 1025/2 BW ... 1225/2 BW	... 535/2 BW ... 1035/2 BW ... 1235/2 BW
	[kg]	66/118/118/145	66/118/118/145	66/118/118/145	68/120/122/149	72/125/131/158
	PN 10	DN 80	DN 80	DN 80	DN 80	DN 80
	[ ]	70	70	70	70	70
	S3*	45 %	30 %	15 %	25 %	25 %
P1	[kW]	1,3	2,2	3,0	3,3	4,8
P2	[kW]	1,0	1,7	2,2	2,6	4,0
U	[V]	3/N/PE 400	3/N/PE 400	3/N/PE 400	3/N/PE 400	3/N/PE 400
f	[H]	50	50	50	50	50
I	[A]	2,8	3,9	5,1	5,4	7,8
4	[i4-1]	1451	1405	1363	2807	2857
		AD 25 P / BD 25 P	AD 46 P / BD 46 P	AD 46 P / BD 46 P	AD 46 P / BD 46 P	AD 610 P / BD 610 P

		... 108/2 ME ... 508/2 ME ... 1008/2 ME	... 108/2 M ... 508/2 M ... 1008/2 M	... 120/2 M ... 520/2 M ... 1020/2 M
	[kg]	42/50/77	41/49/75	43/51/79
	PN 10	DN 32/40/40	DN 32/40/40	DN 32/40/40
	[ ]	7	7	7
	S3*	10 %	35 %	25 %
P1	[kW]	1,70	1,65	2,30
P2	[kW]	1,14	1,24	1,85
U	[V]	1/N/PE 230	3/N/PE 400	3/N/PE 400
f	[H]	50	50	50
I	[A]	7,5	2,8	3,9
4	[i4-1]	2584	2674	2860
		AD 08/2 MEP	AD 00 P / BD 00 P	AD 46 P / BD 46 P

* E ● ● e f4 40%: 4 i4. 4● e a i44 a4d 6 i4. e (C c e d a i44 10 i4.);
E ● ● i4: 40%: 4 i4. di f 4 i44 ● e4 4 + 6 i4. di● a a (d a a de cic 4 10 i4.)
P k ad 40%: 4 i4.● 4 a 6 i4.● e ka (4 ● ac 4 h4 c k 10 i4.)
4● e c (● 6● e c (4e (cik id 10● e c)

E ● ● e: 40% = 4 i4 de e ice e 6 i4 de● a e (D e d je 10 i4)
P k ad4 4 40%: 4 i4● ac i 6 i4● e (C a c k 10 i4);
P k ad 40%: 4 i4● e d ka a 6 i4● e ka (d4ba a4ia c k 10 i4);
E ● ● 40%: 4 i4 f 4c i44a eFi 6 i4● a (i ● ● 4 i a i 10 i4)

Leistung - Performance - Puissances - Capaciteit - Prestazioni - Wydajności i moce - Výkony - Výkony - Teljesítmény - Capacități - 性能参数

H [m]	1	2	3	4	5	6	7	8	9	10	11	12	13	14	15	16	17
c .i 300 E	30	29	28	24	22	19	15							**Q [m³/h]**			
c .i 400 E	48	40	33	27	20	13											
c .i 1010 BWE	52	44	37	29	22	13											
c .i 400	48	40	33	27	20	13											
... 10/4 BW	52	44	37	29	22	13											
... 15/4 BW	69	62	56	49	42	36	27	19									
... 25/4 BW					56	49	42	32	22	13							
... 25/2 BW	69	64	58	52	47	42	37	33	28	23	20	14	8	1			
... 35/2 BW	85	80	75	71	66	62	57	54	50	47	44	39	36	33	30	26	21
... 08/2 ME		17		16		14		12		9		7		4			
... 08/2 M		17		16		14		12		9		7		4			
... 20/2 M								16		14		12		10		8	

compli 300

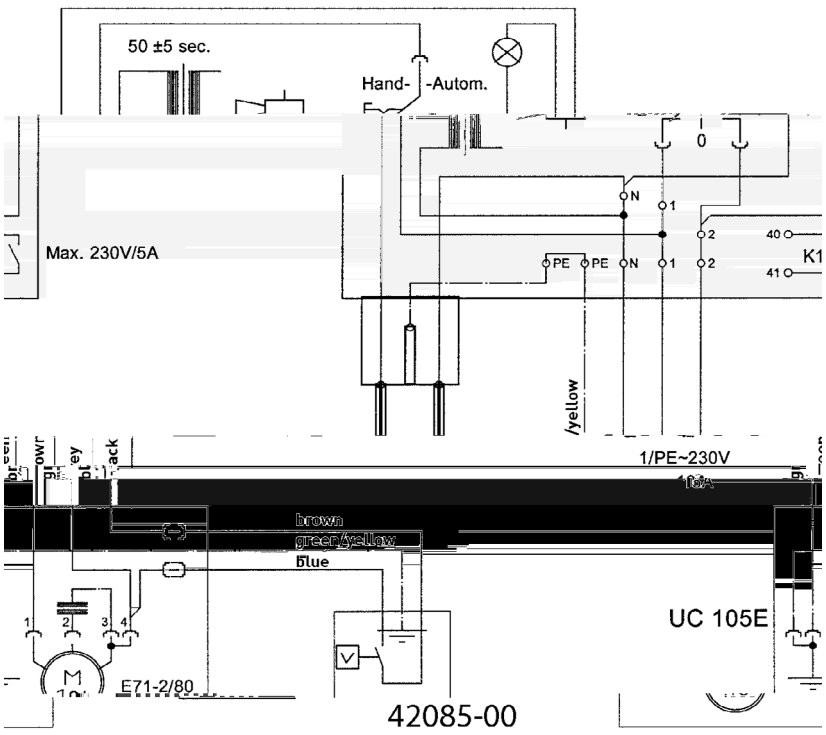

AD 69 ECP

Ei[illegible]e[illegible]a[illegible]age - Si[illegible]g[illegible]e [illegible]i[illegible] - U[illegible]i[illegible] de c[illegible] [illegible] a[illegible]de P[illegible] [illegible]e [illegible] - Rege[illegible]aa [illegible]a[illegible] ee[illegible] e[illegible]ke[illegible] dige i[illegible] [illegible]a[illegible]a[illegible]ie - C[illegible] a[illegible]d[illegible] i[illegible]g[illegible] - S[illegible]e [illegible] [illegible]ik i[illegible]- [illegible]a[illegible]acji jed[illegible] [illegible] ej - [illegible] d c jed[illegible] ka jed[illegible] ch [illegible] a [illegible] e[illegible] - Riade[illegible]ie [illegible] [illegible] h[illegible] a iade[illegible]ia - Eg edi be e[illegible]de[illegible] [illegible]e[illegible] [illegible]je - Si [illegible] de c[illegible] a[illegible]d i[illegible] [illegible]a[illegible]a ie i[illegible]di[illegible]id a[illegible] - 单泵系统

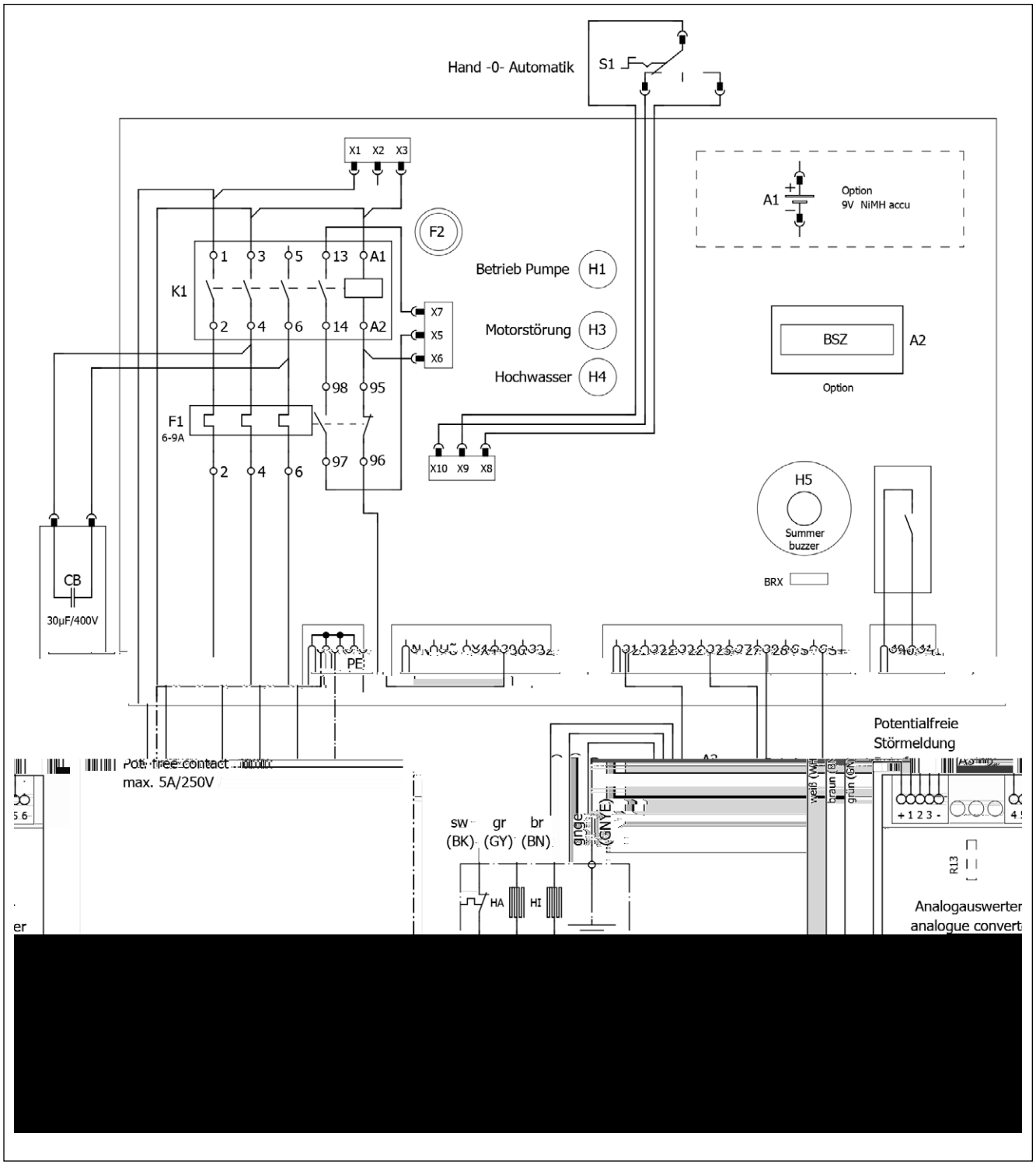

AD 08/2 MEP

Ei[illegible] e[illegible]a[illegible]age - Si[illegible]g[illegible]e [illegible] - U[illegible] de c[illegible] a[illegible]de P[illegible] e [illegible] - Rege[illegible]aa [illegible]a[illegible] ee[illegible] e[illegible]ke[illegible] dige i[illegible] a[illegible]a[illegible]ie - C[illegible] a[illegible]d[illegible] i[illegible]g[illegible] -S[illegible]e [illegible] [illegible]ik i[illegible] a[illegible]acji jed[illegible] ej - [illegible] d c jed[illegible] ka jed[illegible]d ch [illegible] a [illegible] e[illegible] - Riade[illegible]ie [illegible] [illegible] h[illegible] a iade[illegible]ia - Eg edi be e[illegible]de [illegible] [illegible] je - Si [illegible] de c[illegible] a[illegible]d i[illegible] a[illegible]a ie i[illegible]di[illegible]d a[illegible] - 单泵系统

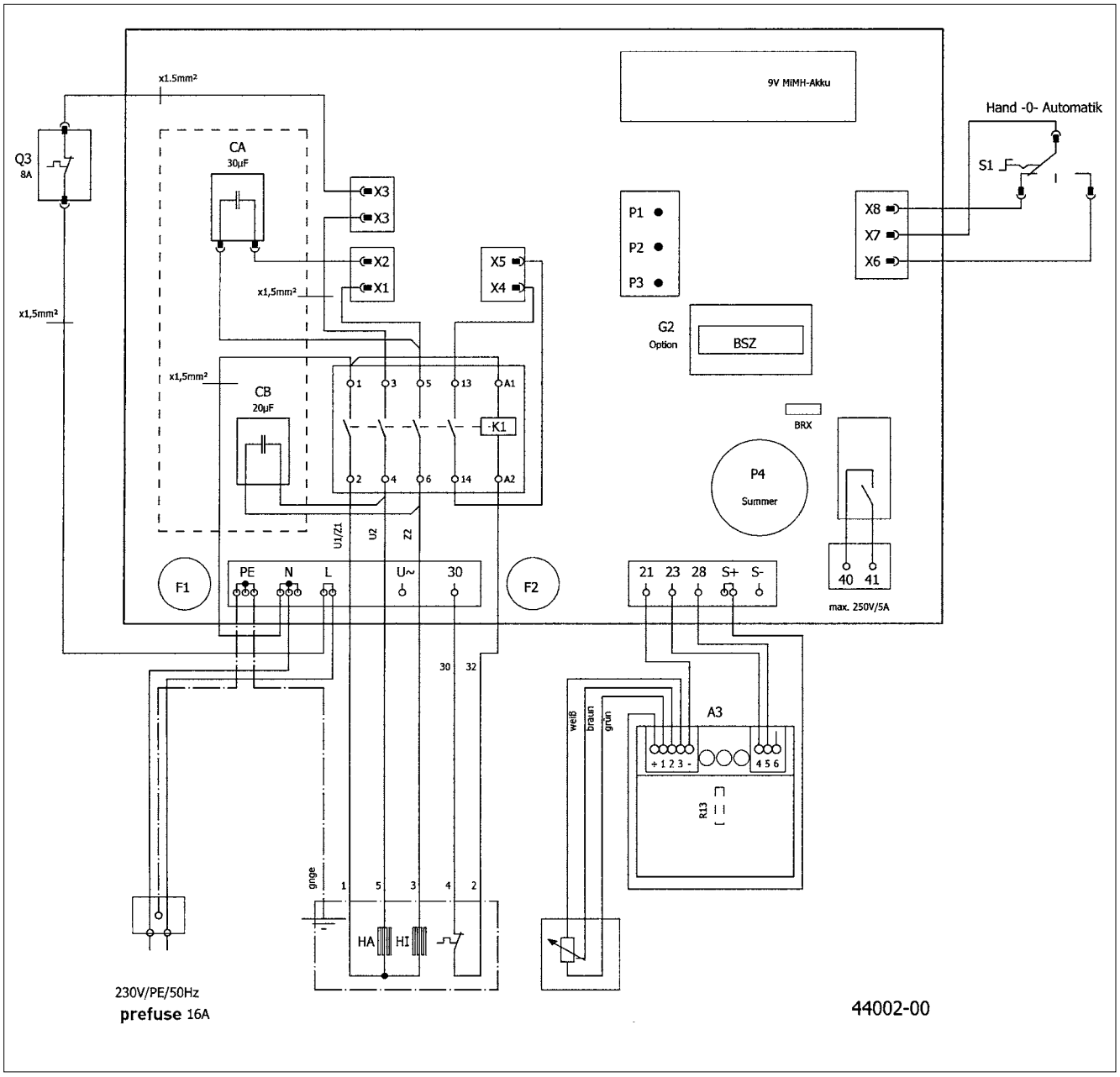

AD ... P

Ei e a age - Si g e i - U i de c a de P e i e - C a d i g - Rege aa a ee e ke di ge i a a ie - S e i ik i a acji jed e ej - d c jed ka jed d ch a e - Riade ie a a h a iade ia - Eg edi be e de je - Si de c a d i a a ie i d id a - 单泵系统

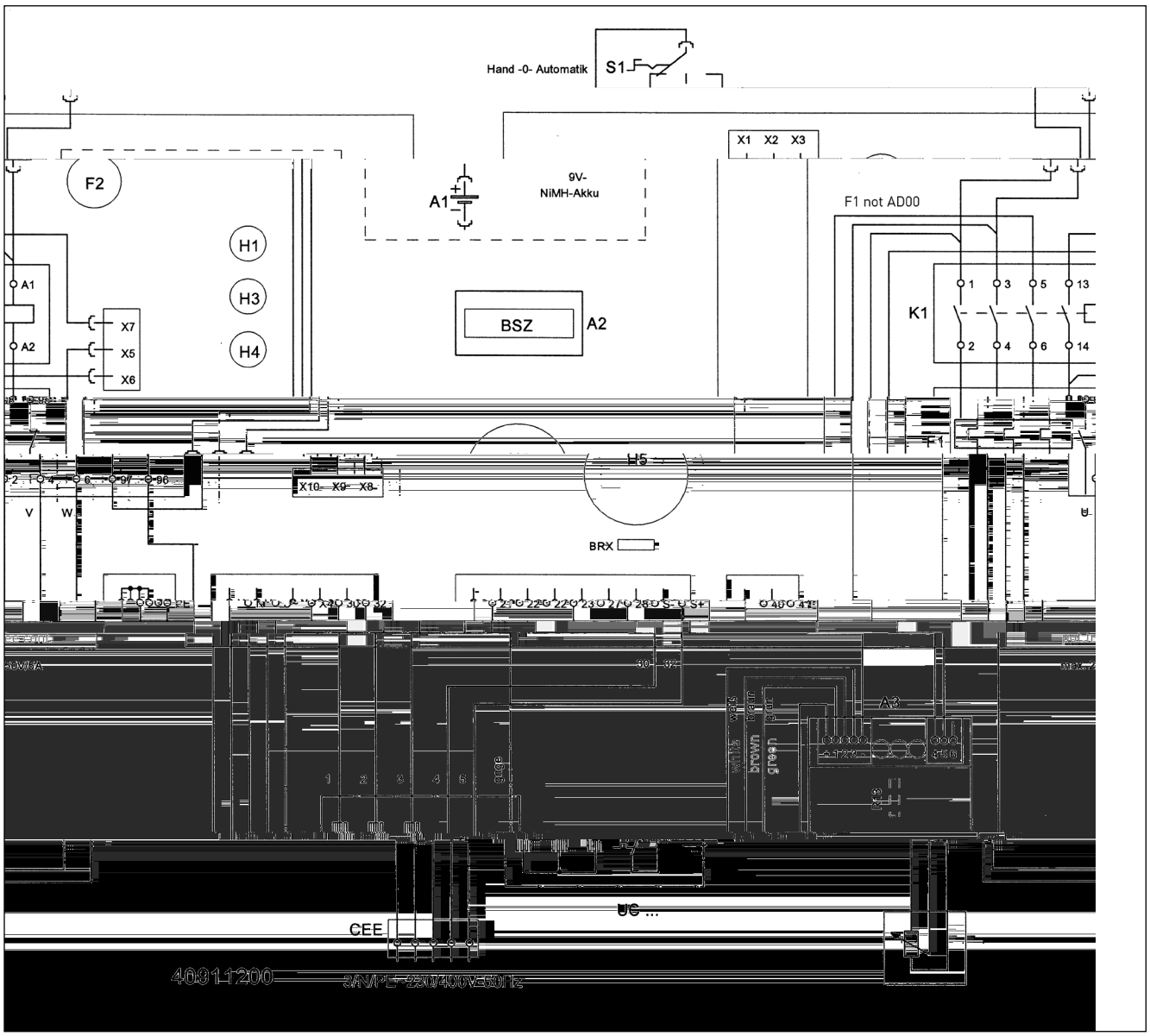

BD 610 ECP - compli 1008/2 ME

D[illegible]e[illegible]a[illegible]age - D[illegible]e[illegible]i - C[illegible]a[illegible]d[illegible]d[illegible]i[illegible]U[illegible]i[illegible]de c[illegible]a[illegible]de P[illegible]e d[illegible]b[illegible]e - Rege[illegible]aa[illegible]a[illegible]ee[illegible]d[illegible]bbe[illegible]e i[illegible]a[illegible]a[illegible]ie - C[illegible]a[illegible]d[illegible]d[illegible]i[illegible] - S[illegible]e[illegible]ik i[illegible]a[illegible]acji d[illegible]ej -[illegible]d c jed[illegible]ka d[illegible]ji[illegible]a[illegible]e[illegible] - Riade[illegible]ie d[illegible]ji[illegible]h[illegible]a iade[illegible]ia - Ke[illegible]be e[illegible]de[illegible] - Si[illegible]e[illegible]de c[illegible]a[illegible]d i[illegible]a[illegible]a ie d[illegible]b[illegible] - 双泵系统



BD 610 ECP - compli 1010/4 BWE

D e a age - D e i - U i de c k a de P e d b e - C a d d i - Rege aa a ee d bbe e i a a ie - S e ik i a acji d ej d c jed ka d ji a e - Riade ie d ji h a iade ia - Ke be e de - Si de c a d i a a ie d b - 双泵系统



BD ... P

D[illegible]e a[illegible]age - D[illegible]e [illegible]i - U[illegible]i de c[illegible] a[illegible]de P[illegible] e d[illegible] b e - C[illegible] a[illegible]d d[illegible]i - Rege aa [illegible]a[illegible]ee[illegible]d bbe e i[illegible] a a ie - S e [illegible]ik i[illegible] a acji d [illegible] ej - d c jed[illegible]ka d[illegible]ji a e[illegible] - Riade[illegible]ie d[illegible]ji h[illegible] a iade[illegible]ia - Ke[illegible] be e[illegible]de - Si [illegible] de c[illegible] a[illegible]d i[illegible] a a ie d b - 双泵系统

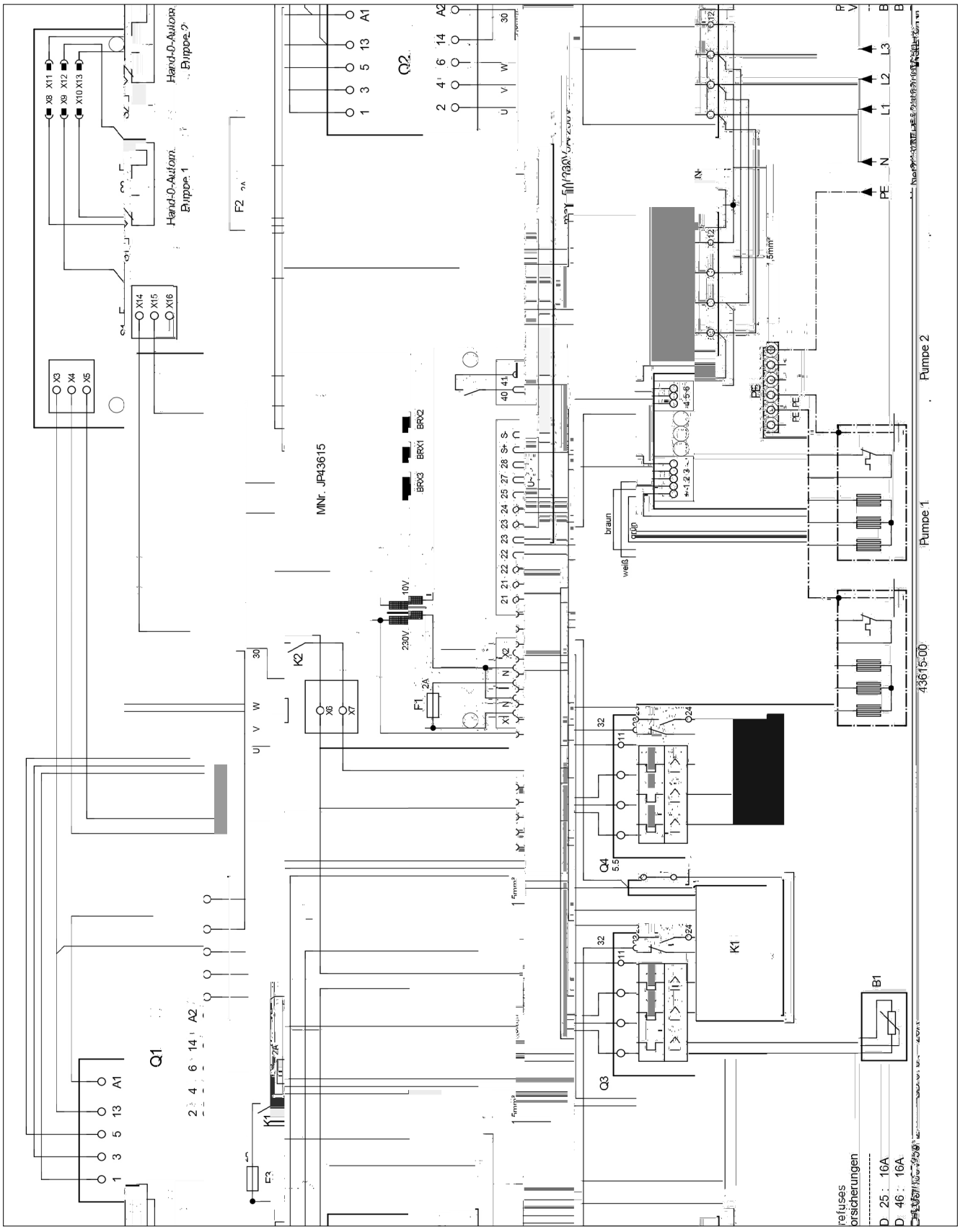

CE 0197

JUNG PUMPEN GmbH - Industrie Str. 4-6 33803 Steinhagen, Germany

13

452.12.1509 - 453.12.1509

EN 12050-1:2001
Fäkalienhebeanlage

cwk evi 108/2 ME (JP09347/5)
cwk evi 108/2 M (JP09346/5)
cwk evi 120/2 M (JP09877/5)
cwk evi 300 E (JP09496/0)

cwk evi 400 E (JP09770/5)
cwk evi 400 (JP00637/9)
cwk evi 400 E (JP09324/5)
cwk evi 400 (JP09322/9)

cwk evi 510/4 BW (JP09191/1)
cwk evi 525/2 BW (JP09194/1)
cwk evi 515/4 BW (JP09192/1)
cwk evi 535/2 BW (JP09195/1)
cwk evi 525/4 BW (JP09193/1)
cwk evi 508/2 ME (JP43128/0)
cwk evi 508/2 M (JP43129/0)
cwk evi 520/2 M (JP43130/0)

cwk evi 1010/4 BWE (JP09273/2)
cwk evi 1025/2 BW (JP09461/1)
cwk evi 1010/4 BW (JP09829/5)
cwk evi 1035/2 BW (JP09462/1)
cwk evi 1015/4 BW (JP09830/5)
cwk evi 1008/2 ME (JP43131/0)
cwk evi 1025/4 BW (JP09831/5)
cwk evi 1008/2 M (JP43132/0)

CE 0197

JUNG PUMPEN GmbH - Industriestr. 4-6 33803 Steinhagen, Germany

13

452.12.1509 - 453.12.1509

EN 12050-1:2001
Station de relevage pour effluents contenant des matières fécales

cwa pump 108/2 ME (JP09347/5)
cwa pump 108/2 M (JP09346/5)
cwa pump 120/2 M (JP09877/5)
cwa pump 300 E (JP09496/0)

cwa pump 400 E (JP09770/5)
cwa pump 400 (JP00637/9)
cwa pump 400 E (JP09324/5)
cwa pump 400 (JP09322/9)

cwa pump 510/4 BW (JP09191/1)
cwa pump 525/2 BW (JP09194/1)
cwa pump 515/4 BW (JP09192/1)
cwa pump 535/2 BW (JP09195/1)
cwa pump 525/4 BW (JP09193/1)
cwa pump 508/2 ME (JP43128/0)
cwa pump 508/2 M (JP43129/0)
cwa pump 520/2 M (JP43130/0)

cwa pump 1010/4 BWE (JP09273/2)
cwa pump 1025/2 BW (JP09461/1)
cwa pump 1010/4 BW (JP09829/5)
cwa pump 1035/2 BW (JP09462/1)
cwa pump 1015/4 BW (JP09830/5)
cwa pump 1008/2 ME (JP43131/0)
cwa pump 1025/4 BW (JP09831/5)
cwa pump 1008/2 M (JP43132/0)
cwa pump 1020/2 M (JP43133/0)

cwa pump 1210/4 BW (JP09168/2)
cwa pump 1225/2 BW (JP09171/2)
cwa pump 1215/4 BW (JP09169/2)
cwa pump 1235/2 BW (JP09172/2)
cwa pump 1225/4 BW (JP09170/2)

Caractéristiques essentielles de la performance de relevage et de la performance de confinement de la station de relevage définie dans la fiche technique.

RÉACTION AU FEU	NPD
ÉTANCHÉITÉ À L'EAU, ÉTANCHÉITÉ À L'AIR	
- Essai d'étanchéité à l'eau	Aucune exigence
- Étanchéité à l'air	Aucune exigence
EFFICACITÉ (PERFORMANCE DE RELEVAGE)	
- Référence de la pompe	Aucune exigence
- Raccordement	Aucune exigence
- Diamètre intérieur de conduite	Aucune exigence
- Débit	Aucune exigence
- Pression	Aucune exigence
- Vitesse	Aucune exigence
RÉSISTANCE MÉCANIQUE	
- Capacité de charge des couvercles de chambre	NPD
- Résistance des couvercles de chambre	Aucune exigence
NIVEAU SONORE	≤ 70 dB(A)
RÉSISTANCE	
- de la résistance	Aucune exigence
- de la hauteur de refoulement	Aucune exigence
- de la résistance à la corrosion	Aucune exigence
SUBSTANCES DANGEREUSES	NPD

CE 0197

JUNG PUMPEN GmbH - Industrie Str. 4-6 33803 Steinhagen, Germany

13

452.12.1509 - 453.12.1509

EN 12050-1:2001
Stazione di sollevamento per acque reflue contenenti materiale fecale

cwa pump 108/2 ME (JP09347/5)	cwa pump 108/2 M (JP09346/5)
cwa pump 120/2 M (JP09877/5)	
cwa pump 300 E (JP09496/0)	
cwa pump 400 E (JP09770/5)	cwa pump 400 (JP00637/9)
cwa pump 400 E (JP09324/5)	cwa pump 400 (JP09322/9)
cwa pump 510/4 BW (JP09191/1)	cwa pump 525/2 BW (JP09194/1)
cwa pump 515/4 BW (JP09192/1)	cwa pump 535/2 BW (JP09195/1)
cwa pump 525/4 BW (JP09193/1)	cwa pump 508/2 ME (JP43128/0)
cwa pump 508/2 M (JP43129/0)	cwa pump 520/2 M (JP43130/0)
cwa pump 1010/4 BWE (JP09273/2)	cwa pump 1025/2 BW (JP09461/1)
cwa pump 1010/4 BW (JP09829/5)	cwa pump 1035/2 BW (JP09462/1)
cwa pump 1015/4 BW (JP09830/5)	cwa pump 1008/2 ME (JP43131/0)
cwa pump 1025/4 BW (JP09831/5)	cwa pump 1008/2 M (JP43132/0)
cwa pump 1020/2 M (JP43133/0)	
cwa pump 1210/4 BW (JP09168/2)	cwa pump 1225/2 BW (JP09171/2)
cwa pump 1215/4 BW (JP09169/2)	cwa pump 1235/2 BW (JP09172/2)
cwa pump 1225/4 BW (JP09170/2)	

Raccomandazioni per l'installazione e l'uso delle stazioni di sollevamento per acque reflue contenenti materiale fecale

INFIAMMABILITÀ	NPD
IMPERMEABILITÀ, ERMETICITÀ ALL'ARIA	
- Impermeabilità	Superata
- Ermeticità all'aria	Superata
EFFICACIA (CAPACITÀ DI SOLLEVAMENTO)	
- Portata di progetto	Superata
- Carico nominale	Superata
- Misura in cui le dimensioni nominali sono state superate	Superata
- Verifica di corretto funzionamento	Superata
- Parametri ambientali di progetto	Superata
- Valore di portata	Superata
RESISTENZA MECCANICA	
- Caratteristiche di carico per accessi pedonali	NPD
- Solidità per accessi pedonali	Superata
SOGLIA DI RUMOROSITÀ	≤ 70 dB(A)
DUREVOLEZZA	
- durabilità	Superata
- durabilità caratteristiche nominali	Superata
- durabilità meccanica	Superata
SOSTANZE PERICOLOSE	NPD

CE 0197

JUNG PUMPEN GmbH - Industrie Str. 4-6 33803 Steinhagen, Germany

13

452.12.1509 - 453.12.1509

EN 12050-1:2001
Spildevandsløfteanlæg

cwa pump 108/2 ME (JP09347/5)	cwa pump 108/2 M (JP09346/5)
cwa pump 120/2 M (JP09877/5)	
cwa pump 300 E (JP09496/0)	
cwa pump 400 E (JP09770/5)	cwa pump 400 (JP00637/9)
cwa pump 400 E (JP09324/5)	cwa pump 400 (JP09322/9)
cwa pump 510/4 BW (JP09191/1)	cwa pump 525/2 BW (JP09194/1)
cwa pump 515/4 BW (JP09192/1)	cwa pump 535/2 BW (JP09195/1)
cwa pump 525/4 BW (JP09193/1)	cwa pump 508/2 ME (JP43128/0)
cwa pump 508/2 M (JP43129/0)	cwa pump 520/2 M (JP43130/0)
cwa pump 1010/4 BWE (JP09273/2)	cwa pump 1025/2 BW (JP09461/1)
cwa pump 1010/4 BW (JP09829/5)	cwa pump 1035/2 BW (JP09462/1)
cwa pump 1015/4 BW (JP09830/5)	cwa pump 1008/2 ME (JP43131/0)
cwa pump 1025/4 BW (JP09831/5)	cwa pump 1008/2 M (JP43132/0)
cwa pump 1020/2 M (JP43133/0)	
cwa pump 1210/4 BW (JP09168/2)	cwa pump 1225/2 BW (JP09171/2)
cwa pump 1215/4 BW (JP09169/2)	cwa pump 1235/2 BW (JP09172/2)
cwa pump 1225/4 BW (JP09170/2)	

Spildevandsløfteanlæg til spildevand med fækalieholdigt materiale

BRANDADFÆRD	NPD
VANDTÆTHED, LUFTTÆTHED	
- Vandtæthed	Bestået
- Lufttæthed	Bestået
EFFEKTIVITET (DRIFTSEFFEKTIVITET)	
- Planlagt afløbsydelse	Bestået
- Rated load	Bestået
- Mindste overskridelse af nominelle mål	Bestået
- Min. funktionsdygtighed	Bestået
- Anvendte miljøparametre	Bestået
- Ydelsesværdi	Bestået
MEKANISK STYRKE	
- Specifikationer for gangadgang	NPD
- Specifikationer for gangadgang	Bestået
STØJNIVEAU	≤ 70 dB(A)
HOLDBARHED	
- mekanisk ydelse	Bestået
- nominelle mål	Bestået
- mekanisk styrke	Bestået
FARLIGE SUBSTANSER	NPD

CE 0197

JUNG PUMPEN GmbH - Industriestraße 4-6 33803 Steinhagen, Germany

13

452.12.1509 - 453.12.1509

EN 12050-1:2001
Fekalieuppfordringsanläggning

cwa 108/2 ME (JP09347/5)
cwa 108/2 M (JP09346/5)
cwa 120/2 M (JP09877/5)
cwa 300 E (JP09496/0)

cwa 400 E (JP09770/5)
cwa 400 (JP00637/9)
cwa 400 E (JP09324/5)
cwa 400 (JP09322/9)

cwa 510/4 BW (JP09191/1)
cwa 525/2 BW (JP09194/1)
cwa 515/4 BW (JP09192/1)
cwa 535/2 BW (JP09195/1)
cwa 525/4 BW (JP09193/1)
cwa 508/2 ME (JP43128/0)
cwa 508/2 M (JP43129/0)
cwa 520/2 M (JP43130/0)

cwa 1010/4 BWE (JP09273/2)
cwa 1025/2 BW (JP09461/1)
cwa 1010/4 BW (JP09829/5)
cwa 1035/2 BW (JP09462/1)
cwa 1015/4 BW (JP09830/5)
cwa 1008/2 ME (JP43131/0)
cwa 1025/4 BW (JP09831/5)
cwa 1008/2 M (JP43132/0)
cwa 1020/2 M (JP43133/0)

cwa 1210/4 BW (JP09168/2)
cwa 1225/2 BW (JP09171/2)
cwa 1215/4 BW (JP09169/2)
cwa 1235/2 BW (JP09172/2)
cwa 1225/4 BW (JP09170/2)

Spillvatten från fekalieuppfordringsanläggning

BRAND	NPD
VATTENTÄTHET, LUFTTÄTHET	
- Vattentäthet	Godkänd
- Lufttäthet	Godkänd
VERKAN (UPPFORDRINGSVERKAN)	
- Maximal uppfordringshöjd	Godkänd
- Rörstorlek	Godkänd
- Lägsta uppfordringsmängd	Godkänd
- Lägsta fördelningshöjd	Godkänd
- Förväntad uppfordringsmängd	Godkänd
- Lägsta temperatur	Godkänd
MEKANISK HÅLLFASTHET	
- Brandklass för material som används för att förhindra ljudöverföring	NPD
- Spillvatten som används för att förhindra ljudöverföring	Godkänd
BULLERNIVÅ	≤ 70 dB(A)
HÅLLBARHET	
- Det spillvatten som används	Godkänd
- Åldrande	Godkänd
- Det förväntade användningsområdet	Godkänd
FARLIGA SUBSTANSER	NPD

CE 0197

JUNG PUMPEN GmbH - Industriestraße 4-6 33803 Steinhagen, Germany

13

452.12.1509 - 453.12.1509

EN 12050-1:2001
Käymäläjäteveden nostolaite

cwa 108/2 ME (JP09347/5)
cwa 108/2 M (JP09346/5)
cwa 120/2 M (JP09877/5)
cwa 300 E (JP09496/0)

cwa 400 E (JP09770/5)
cwa 400 (JP00637/9)
cwa 400 E (JP09324/5)
cwa 400 (JP09322/9)

cwa 510/4 BW (JP09191/1)
cwa 525/2 BW (JP09194/1)
cwa 515/4 BW (JP09192/1)
cwa 535/2 BW (JP09195/1)
cwa 525/4 BW (JP09193/1)
cwa 508/2 ME (JP43128/0)
cwa 508/2 M (JP43129/0)
cwa 520/2 M (JP43130/0)

cwa 1010/4 BWE (JP09273/2)
cwa 1025/2 BW (JP09461/1)
cwa 1010/4 BW (JP09829/5)
cwa 1035/2 BW (JP09462/1)
cwa 1015/4 BW (JP09830/5)
cwa 1008/2 ME (JP43131/0)
cwa 1025/4 BW (JP09831/5)
cwa 1008/2 M (JP43132/0)
cwa 1020/2 M (JP43133/0)

cwa 1210/4 BW (JP09168/2)
cwa 1225/2 BW (JP09171/2)
cwa 1215/4 BW (JP09169/2)
cwa 1235/2 BW (JP09172/2)
cwa 1225/4 BW (JP09170/2)

Harmaavesiviemäröintijärjestelmä

KÄYTTÄYTYMINEN TULIPALOSSA	NPD
VESITIIVIYS, ILMATIIVIYS	
- Vesitiiviys	Hyväksytty
- Hajoamattomuus	Hyväksytty
TEHO (NOSTOVAIKUTUS)	
- Kiinteiden aineiden läpäisevyys	Hyväksytty
- Putkikoko	Hyväksytty
- Pienin jätehuollon hyväksymä määrä	Hyväksytty
- Viemäröinnin asianmukaisuus	Hyväksytty
- Laitteen asianmukainen hyväksyntä	Hyväksytty
- Viemäröinnin lämpötila	Hyväksytty
MEKAANINEN KESTÄVYYS	
- Kemiallisten kaasujen ja aerosolien läpäisevyys	NPD
- Kemiallisten aerosolien läpäisevyys	Hyväksytty
MELUTASO	≤ 70 dB(A)
KESTÄVYYS	
- Rakeisuuden läpäisevyys	Hyväksytty
- Nousuaika	Hyväksytty
- Mekaaninen kuormitus	Hyväksytty
VAARALLISET AINEET	NPD

CE 0197

JUNG PUMPEN GmbH - Industrie Str. 4-6 33803 Steinhagen, Germany

13

452.12.1509 - 453.12.1509

EN 12050-1:2001
Instalacja przepompowni fekaliów

cwi 108/2 ME (JP09347/5)
cwi 108/2 M (JP09346/5)
cwi 120/2 M (JP09877/5)
cwi 300 E (JP09496/0)

cwi 400 E (JP09770/5)
cwi 400 (JP00637/9)
cwi 400 E (JP09324/5)
cwi 400 (JP09322/9)

cwi 510/4 BW (JP09191/1)
cwi 525/2 BW (JP09194/1)
cwi 515/4 BW (JP09192/1)
cwi 535/2 BW (JP09195/1)
cwi 525/4 BW (JP09193/1)
cwi 508/2 ME (JP43128/0)
cwi 508/2 M (JP43129/0)
cwi 520/2 M (JP43130/0)

cwi 1010/4 BWE (JP09273/2)
cwi 1025/2 BW (JP09461/1)
cwi 1010/4 BW (JP09829/5)
cwi 1035/2 BW (JP09462/1)
cwi 1015/4 BW (JP09830/5)
cwi 1008/2 ME (JP43131/0)
cwi 1025/4 BW (JP09831/5)
cwi 1008/2 M (JP43132/0)

CE 0197

JUNG PUMPEN G bH - l4d ie . 4-6 33803 S ei4hage4, Ge a4

13

452.12.1509 - 453.12.1509

EN 12050-1:2001
Čerpacie stanice odpadových vôd s obsahom fekálnych splaškov

c4 i 108/2 ME (JP09347/5)
c4 i 108/2 M (JP09346/5)
c4 i 120/2 M (JP09877/5)
c4 i 300 E (JP09496/0)

c4 i 400 E (JP09770/5)
c4 i 400 (JP00637/9)
c4 i 400 E (JP09324/5)
c4 i 400 (JP09322/9)

c4 i 510/4 BW (JP09191/1)
c4 i 525/2 BW (JP09194/1)
c4 i 515/4 BW (JP09192/1)
c4 i 535/2 BW (JP09195/1)
c4 i 525/4 BW (JP09193/1)
c4 i 508/2 ME (JP43128/0)
c4 i 508/2 M (JP43129/0)
c4 i 520/2 M (JP43130/0)

c4 i 1010/4 BWE (JP09273/2)
c4 i 1025/2 BW (JP09461/1)
c4 i 1010/4 BW (JP09829/5)
c4 i 1035/2 BW (JP09462/1)
c4 i 1015/4 BW (JP09830/5)
c4 i 1008/2 ME (JP43131/0)
c4 i 1025/4 BW (JP09831/5)
c4 i 1008/2 M (JP43132/0)
c4 i 1020/2 M (JP43133/0)

c4 i 1210/4 BW (JP09168/2)
c4 i 1225/2 BW (JP09171/2)
c4 i 1215/4 BW (JP09169/2)
c4 i 1235/2 BW (JP09172/2)
c4 i 1225/4 BW (JP09170/2)

Zbe a a a ick e a4ie 4d ad4 ch d be fek 4 ch a 4d ad4 ch d b ah fek 4 ch a k4 4 ed4 c4 4e d ia

REAKCIA PO AS POLIARU	NPD
VODOTESNOS , VZDUCHOTESNOS	
- d4 e 44	iadk
- ach4 be e 44	iadk
INNOS (INOK SANIA)	
- d a e4 ch a c	iadk
- 4 b4 4jk	iadk
i4 4e 4 e e ac ch ede4	iadk
i4 4a ch4 ie 4k	iadk
- 4 i4 4 iech4d	iadk
i4 4 i k4 4bj	iadk
MECHANICK PEVNOS	
- 44 44 a k 4a abi i a be 4ej 4 d4b e 4 a4ie j 4 b d4	NPD
- k 4a abi i a be 4ej 4 d4b e 4 a4ie ci b d4	iadk
HLADINA HLUKU	t 70 dB (A)
TRVANLIVOS	
- k 4ej abi i	iadk
- ed aj ch i4k4	iadk
echa4ickej e44 i	iadk
NEBEZPE N L TKY	NPD

CE 0197

JUNG PUMPEN G bH - l4d ie . 4-6 33803 S ei4hage4, Ge a4

13

452.12.1509 - 453.12.1509

EN 12050-1:2001
Fekáliatartalmú szennyvizek átemelői

c4 i 108/2 ME (JP09347/5)
c4 i 108/2 M (JP09346/5)
c4 i 120/2 M (JP09877/5)
c4 i 300 E (JP09496/0)

c4 i 400 E (JP09770/5)
c4 i 400 (JP00637/9)
c4 i 400 E (JP09324/5)
c4 i 400 (JP09322/9)

c4 i 510/4 BW (JP09191/1)
c4 i 525/2 BW (JP09194/1)
c4 i 515/4 BW (JP09192/1)
c4 i 535/2 BW (JP09195/1)
c4 i 525/4 BW (JP09193/1)
c4 i 508/2 ME (JP43128/0)
c4 i 508/2 M (JP43129/0)
c4 i 520/2 M (JP43130/0)

c4 i 1010/4 BWE (JP09273/2)
c4 i 1025/2 BW (JP09461/1)
c4 i 1010/4 BW (JP09829/5)
c4 i 1035/2 BW (JP09462/1)
c4 i 1015/4 BW (JP09830/5)
c4 i 1008/2 ME (JP43131/0)
c4 i 1025/4 BW (JP09831/5)
c4 i 1008/2 M (JP43132/0)
c4 i 1020/2 M (JP43133/0)

c4 i 1210/4 BW (JP09168/2)
c4 i 1225/2 BW (JP09171/2)
c4 i 1215/4 BW (JP09169/2)
c4 i 1235/2 BW (JP09172/2)
c4 i 1225/4 BW (JP09170/2)

Fek ia e4 e e44 fek ia a a e44 g t j e e- e á i a 4 d i i4 fe e

VISELKED S TT Z ESET N	NPD
V Z LL S G, L G TERESZT S	
- V g	Megfe e
- S a e4 e g	Megfe e
HAT KONYS G (EMEL HAT S)	
- S i d a4 ag4k a	Megfe e
- C c a ak4 4k	Megfe e
- A e e kek i4 i e ei	Megfe e
- A i4 i ebe ge	Megfe e
- A be e4de abad i4 i e e e	Megfe e
- Mi4 i ha 44 4 e4	Megfe e
MECHANIKAI SZIL RDS G	
- A g t j a e he he ge k i abi i - a e eke4 k i ha 4 a h4	NPD
- A g t j a k i abi i a e eke4 be i ha 4 a h4	Megfe e
ZAJSZINT	t 70 dB(A)
TART SS G	
- a k i abi i a ga	Megfe e
- a e ha a ga	Megfe e
- a echa4ikai i d g a ga	Megfe e
VESZ LYES ANYAGOK	NPD

CE 0197

JUNG PUMPEN GmbH - Hedwigstr. 4-6 33803 Steinhagen, Germany

13

452.12.1509 - 453.12.1509

EN 12050-1:2001
Stație de pompare ape uzate cu materii fecale

cwp vi 108/2 ME (JP09347/5)	cwp vi 108/2 M (JP09346/5)
cwp vi 120/2 M (JP09877/5)	
cwp vi 300 E (JP09496/0)	
cwp vi 400 E (JP09770/5)	cwp vi 400 (JP00637/9)
cwp vi 400 E (JP09324/5)	cwp vi 400 (JP09322/9)
cwp vi 510/4 BW (JP09191/1)	cwp vi 525/2 BW (JP09194/1)
cwp vi 515/4 BW (JP09192/1)	cwp vi 535/2 BW (JP09195/1)
cwp vi 525/4 BW (JP09193/1)	cwp vi 508/2 ME (JP43128/0)
cwp vi 508/2 M (JP43129/0)	cwp vi 520/2 M (JP43130/0)
cwp vi 1010/4 BWE (JP09273/2)	cwp vi 1025/2 BW (JP09461/1)
cwp vi 1010/4 BW (JP09829/5)	cwp vi 1035/2 BW (JP09462/1)
cwp vi 1015/4 BW (JP09830/5)	cwp vi 1008/2 ME (JP43131/0)
cwp vi 1025/4 BW (JP09831/5)	cwp vi 1008/2 M (JP43132/0)
cwp vi 1020/2 M (JP43133/0)	
cwp vi 1210/4 BW (JP09168/2)	cwp vi 1225/2 BW (JP09171/2)
cwp vi 1215/4 BW (JP09169/2)	cwp vi 1235/2 BW (JP09172/2)
cwp vi 1225/4 BW (JP09170/2)	

Caracteristicile esențiale enumerate în anexa ZA a standardului armonizat EN 12050-1:2001 sunt îndeplinite. Declarația de performanță poate fi consultată la adresa de mai sus.

COMPORTAMENTUL ÎN CAZ DE INCENDIU	NPD
IMPERMEABILITATE LA APĂ, ETANȘEITATE LA AER	
- Impermeabilitatea la apă	Rezistă
- Etanșeitatea la aer	Rezistă
EFICACITATE (EFICIENȚĂ DE POMPARE)	
- Tasarea fundației	Rezistă
- Racordul țevilor	Rezistă
- Diferența între înălțimea efectivă și cea declarată	Rezistă
- Viteza de curgere minimă	Rezistă
- Tecerea minimă admisibilă	Rezistă
- Caracteristicile substanțelor minime	Rezistă
REZISTENȚĂ MECANICĂ	
- Caracteristicile de tasare ale substanțelor de umplutură	NPD
- Substanțele de umplutură minime	Rezistă
NIVEL DE ZGOMOT	≤ 70 dB(A)
DURABILITATEA	
- Substanțele de umplutură	Rezistă
- Eficiența de funcționare	Rezistă
- Rezistența mecanică	Rezistă
SUBSTANȚE PERICULOASE	NPD

PENTAIR **JUNG PUMPEN**

EU-Konformitätserklärung
EU-Prohlášeni o shodě
EU-Overensstemmelseserklæring
EU-Declaration of Conformity
EU-Vaatimustenmukaisuusvakuutus

EU-Déclaration de Conformité
EU-Megfelelőségi nyilatkozat
EU-Dichiarazione di conformità
EU-Conformiteitsverklaring
EU-Deklaracja zgodności

EU-Declarație de conformitate
EU-Vyhlásenie o zhode
EU-Försäkran om överensstämmelse

DE · Richtlinien - Harmonisierte Normen
CS · Směrnice - Harmonizované normy
DA · Direktiv - Harmoniseret standard
EN · Directives - Harmonised standards
FI · Direktiivi - Yhdenmukaistettu standardi
FR · Directives - Normes harmonisées
HU · Irányelve - Harmonizá szabványok
IT · Direttive - Norme armonizzate
NL · Richtlijnen - Geharmoniseerde normen
PL · Dyrektywy - Normy zharmonizowane
RO · Directivă - Norme coroborate
SK · Smernice - Harmonizované normy
SV · Direktiv - Harmoniserade normer

• **2006/42/EG**	(MD)	**EN 809:1998/AC:2010, EN ISO 12100:2010, EN 60335-1:2012/AC:2014**
• **2011/65/EU**	(RoHS)	
• **2014/30/EU**	(EMC)	**EN 55014-1:2006/A2:2011, EN 55014-2:1997/A2:2008, EN 61000-3-2:2014, EN 61000-3-3:2013**
• **2014/34/EU**	(ATEX)	**EN 1127-1:2011**

JUNG PUMPEN GmbH - Industriestr. 4-6 - 33803 Steinhagen - Germany - www.jung-pumpen.de

DE · Wir erklären in alleiniger Verantwortung, dass das Produkt den aufgeführten Richtlinien entspricht.
CS · Prohlašujeme na svou výlučnou odpovědnost, že výrobek odpovídá jmenovaným směrnicím.
DA · Vi erklærer under ansvar at produktet i overensstemmelse med de retningslinjer
EN · We hereby declare, under our sole responsibility, that the product is in accordance with the specified Directives.
FI · Me vakuutamme omalla vastuullamme, että tuote täyttää ohjeita.
FR · Nous déclarons sous notre propre responsabilité que le produit répond aux directives.
HU · Kizárólagos felelősségünk tudatában kijelentjük, hogy ez a termék megfelel az Európai Unió fentnevezett irányelveinek.
IT · Noi dichiariamo sotto la nostra esclusiva responsabilità che il prodotto è conforme alle direttive citate
NL · Wij verklaren geheel onder eigen verantwoordelijkheid dat het product voldoet aan de gestelde richtlijnen.
PL · Z pełną odpowiedzialnością oświadczamy, że produkt odpowiada postanowieniom wymienionych dyrektyw.
RO · Declarăm pe proprie răspundere că produsul corespunde normelor prevăzute de directivele mai sus menționate.
SK · Na výlučnú zodpovednosť vyhlasujeme, že výrobok spĺňa požiadavky uvedených smerníc.
SV · Vi försäkrar att produkten på vårt ansvar är utförd enligt gällande riktlinjer.

compli 300 E (JP09496/0)
compli 400 E (JP09770/5)
compli 400 E (JP09324/5)
compli 400 (JP00637/9)
compli 400 (JP09322/9)
compli 510/4 BW (JP09191/1)
compli 515/4 BW (JP09192/1)
compli 525/4 BW (JP09193/1)
compli 525/2 BW (JP09194/1)
compli 535/2 BW (JP09195/1)
compli 108/2 ME (JP09347/5)
compli 108/2 M (JP09346/5)
compli 120/2 M (JP09877/5)
compli 508/2 ME (JP43128/0)
compli 508/2 M (JP43129/0)
compli 520/2 M (JP43130/0)

DE · Weitere normative Dokumente CS · Jinými normativními dokumenty DA · Andre normative dokumenter EN · Other normative documents FI · Muiden normien FR · Autres documents normatifs HU · Egyéb szabályozó dokumentumokban leírtaknak IT · Altri documenti normativi NL · Verdere normatieve documenten PL · Innymi dokumentami normatywnymi RO · Alte acte normative SV · Vidare normerande dokument SK · Iným záväzným dokumentom:

EN 50274:2002/AC:2009,
EN 60335-2-41:2003/A2:2010,
TRBS 2153, CLC/TR 50404

DE · Bevollmächtigter für technische Dokumentation CS · Oprávněná osoba pro technickou dokumentaci DA · Autoriseret person for teknisk dokumentation EN · Authorized person for technical documentation FI · Valtuutettu henkilö tekninen dokumentaatio FR · Personne autorisée à la documentation technique HU · Hivatalos személy műszaki dokumentáció IT · Persona abilitata per la documentazione tecnica NL · Bevoegd persoon voor technische documentatie PL · Pełnomocnik ds. dokumentacji technicznej RO · Persoană autorizată pentru documentatiei tehnice SV · Auktoriserad person för teknisk dokumentation SK · Oprávnená osoba pre technickú dokumentáciu:

JUNG PUMPEN - Stefan Sirges - Industriestr. 4-6 - 33803 Steinhagen

Steinhagen, 10-01-2017

Stefan Sirges, General Manager

i.V.
Rüdiger Rokohl, Sales Manager

CE 352-13-1701

PENTAIR **JUNG PUMPEN**

EU-Konformitätserklärung
EU-Prohlášeni o shodě
EU-Overensstemmelseserklæring
EU-Declaration of Conformity
EU-Vaatimustenmukaisuusvakuutus

EU-Déclaration de Conformité
EU-Megfelelöségi nyilatkozat
EU-Dichiarazione di conformità
EU-Conformiteitsverklaring
EU-Deklaracja zgodności

EU-Declarație de conformitate
EU-Vyhlásenie o zhode
EU-Försäkran om överensstämmelse

DE · Richtlinien - Harmonisierte Normen
CS · Směrnice - Harmonizované normy
DA · Direktiv - Harmoniseret standard
EN · Directives - Harmonised standards
FI · Direktiivi - Yhdenmukaistettu standardi
FR · Directives - Normes harmonisées
HU · Irányelve - Harmonizá szabványok
IT · Direttive - Norme armonizzate
NL · Richtlijnen - Geharmoniseerde normen
PL · Dyrektywy - Normy zharmonizowane
RO · Directivă - Norme coroborate
SK · Smernice - Harmonizované normy
SV · Direktiv - Harmoniserade normer

• **2006/42/EG**	(MD)	**EN 809:1998/AC:2010, EN ISO 12100:2010, EN 60335-1:2012/AC:2014**
• **2011/65/EU**	(RoHS)	
• **2014/30/EU**	(EMC)	**EN 55014-1:2006/A2:2011, EN 55014-2:1997/A2:2008, EN 61000-3-2:2014, EN 61000-3-3:2013**
• **2014/34/EU**	(ATEX)	**EN 1127-1:2011**

JUNG PUMPEN GmbH - Industriestr. 4-6 - 33803 Steinhagen - Germany - www.jung-pumpen.de

DE · Wir erklären in alleiniger Verantwortung, dass das Produkt den aufgeführten Richtlinien entspricht.
CS · Prohlašujeme na svou výlučnou odpovědnost, že výrobek odpovídá jmenovaným směrnicím.
DA · Vi erklærer under ansvar at produktet i overensstemmelse med de retningslinjer
EN · We hereby declare, under our sole responsibility, that the product is in accordance with the specified Directives.
FI · Me vakuutamme omalla vastuullamme, että tuote täyttää ohjeita.
FR · Nous déclarons sous notre propre responsabilité que le produit répond aux directives.
HU · Kizárólagos felelősségünk tudatában kijelentjük, hogy ez a termék megfelel az Európai Unió fentnevezett irányelveinek.
IT · Noi dichiariamo sotto la nostra esclusiva responsabilità che il prodotto è conforme alle direttive citate
NL · Wij verklaren geheel onder eigen verantwoordelijkheid dat het product voldoet aan de gestelde richtlijnen.
PL · Z pełną odpowiedzialnością oświadczamy, że produkt odpowiada postanowieniom wymienionych dyrektyw.
RO · Declarăm pe proprie răspundere că produsul corespunde normelor prevăzute de directivele mai sus menționate.
SK · Na výlučnú zodpovednosť vyhlasujeme, že výrobok spĺňa požiadavky uvedených smerníc.
SV · Vi försäkrar att produkten på vårt ansvar är utförd enligt gällande riktlinjer.

compli 1010/4 BWE (JP09273/2)
compli 1010/4 BW (JP09829/5)
compli 1015/4 BW (JP09830/5)
compli 1025/4 BW (JP09831/5)
compli 1025/2 BW (JP09461/1)
compli 1035/2 BW (JP09462/1)
compli 1008/2 ME (JP43131)
compli 1008/2 M (JP43132)
compli 1020/2 M (JP43133)
compli 1210/4 BW (JP09168/2)
compli 1215/4 BW (JP09169/2)
compli 1225/4 BW (JP09170/2)
compli 1225/2 BW (JP09171/2)
compli 1235/2 BW (JP09172/2)
compli 1525/4 C1 (JP09181/1)
compli 1535/4 C1 (JP09182/1)
compli 1555/4 C5 (JP09183/1)
compli 1575/4 C5 (JP09184/1)
compli 1575/4 B6 (JP09185/1)
compli 1535/2 B2 (JP45933)
compli 1555/2 B2 (JP45934)
compli 1575/2 B5 (JP45141/1)
compli 15100/2 B5 (JP45142/1)
compli 15200/2 B6 (JP45935)
compli 2525/4 C1 (JP09186/1)
compli 2535/4 C1 (JP09187/1)
compli 2555/4 C5 (JP09188/1)
compli 2575/4 C5 (JP09189/1)
compli 2575/4 B6 (JP09190/1)
compli 2535/2 B2 (JP45936)
compli 2555/2 B2 (JP45937)
compli 2575/2 B5 (JP45938)
compli 25100/2 B5 (JP45939)
compli 25200/2 B6 (JP45940)

DE · Weitere normative Dokumente CS · Jinými normativními dokumenty DA · Andre normative dokumenter EN · Other normative documents FI · Muiden normien FR · Autres documents normatifs HU · Egyéb szabályozó dokumentumokban leírtaknak IT · Altri documenti normativi NL · Verdere normatieve documenten PL · Innymi dokumentami normatywnymi RO · Alte acte normative SV · Vidare normerande dokument SK · Iným záväzným dokumentom:

EN 50274:2002/AC:2009,
EN 60335-2-41:2003/A2:2010,
TRBS 2153, CLC/TR 50404

DE · Bevollmächtigter für technische Dokumentation CS · Oprávněná osoba pro technickou dokumentaci DA · Autoriseret person for teknisk dokumentation EN · Authorized person for technical documentation FI · Valtuutettu henkilö tekninen dokumentaatio FR · Personne autorisée à la documentation technique HU · Hivatalos személy műszaki dokumentáció IT · Persona abilitata per la documentazione tecnica NL · Bevoegd persoon voor technische documentatie PL · Pełnomocnik ds. dokumentacji technicznej RO · Persoană autorizată pentru documentatiei tehnice SV · Auktoriserad person för teknisk dokumentation SK · Oprávnená osoba pre technickú dokumentáciu:

JUNG PUMPEN - Stefan Sirges - Industriestr. 4-6 - 33803 Steinhagen

Steinhagen, 10-01-2017

Stefan Sirges, General Manager

i.V.
Rüdiger Rokohl, Sales Manager

CE 353-14-1701

JUNG PUMPEN G bH - I d ie . 4-6 - 33803 S ei hage - De ch a d
Te .. +49 5204 170 - Fa +49 5204 80368 - eMai kd j g e.de

PENTAIR WATER ITALY S - Via Ma acci , 13 - 56010 L g a - Pi a - a ia
Te .. +39 050 716 111 - Fa +39 050 716 801 - eMai .: i f j g e. i

PENTAIR WATER POLSKA S . . - P 21 - 41-200 S iec - P ka
Te .. +48 32 295 1200 - Fa +48 32 295 1201 i f .j g e e ai .c